


# ***Igamoto***<sup>®</sup>

**INDUSTRIAL SEWING MACHINE**

**ILLUSTRATED SPARE PARTS LIST  
FOR  
SUPER HIGH SPEED  
SAFETY STITCH MACHINE**



## **MODELS & DEVICES**

---

<b>Z6000</b>	<b>Z6002</b>	<b>Z6005</b>	<b>Z6006</b>
<b>Z6007</b>	<b>Z6018</b>	<b>Z6020</b>	<b>Z6025</b>
<b>Z6100</b>	<b>Z6102</b>		

**— C — K — KT — KR — MT2 — MU4 — MU5 — SP — HR —**

## Guideline to utilize Parts Book for Class Z6000

Quickly and without mistake, you will obtain the right object in your hand by means of Parts Book which shows name and numbers in contrast with their illustrations by each mechanism, when certain part must be replaced or modified.

Parts for Z6000-A3DF (A4, A5, A6), standard model, are shown from page 1 to 14, and those for Sub-models, Attachments and Extra Parts separately supplied from page 15.

Note : \* Parts for Sub-models are shown only by those different from standard model.

\* Parts in common with standard model are not shown except those of virtual lines (two-dots chain lines).

For your convenience, Gauge Parts are shown in "List of Main Spare Part". page 45 and 46.

By Part Number in "INDEX" from page 48, you can easily check its shape and/or setting spot on machines. Your purchase order must be placed by its own part number!

Additionally, kindly understand that there may be some differences in numbers or shapes of parts owing to our constant improvements, because the Parts Book has been made on the basis of production in July, 1985.

### パーツブックご利用に際して

この度は、ヤマトZ6000クラスのミシンをお買上げ頂き、誠にありがとうございます。

このパーツブックは修理交換用の部品や他のモデルに改造する場合等に目的の部品をいち早く捜して頂くため、分かり易く機構別にイラストと表を対比して掲載しております。

すなわち、Z6000-A3DF(A4, A5, A6)を基本モデルとし、1ページから14ページまでを基本モデル、15ページからサブモデル、附帯装置及び特注部品の部品を掲載しております。このサブモデルの部品構成は、基本モデルと異なる部品のみを掲載しており、仮想線(2点鎖線)及び無掲載の部品は基本モデルと共通使用のものでありますから、この点ご留意ください。

ゲージパーツ関係は45、46ページに主要部品リストとして分かり易く表にしてありますので合わせてご利用ください。

また、部品番号で部品の形状や、ミシンのどの部分に組込まれている部品か等をお調べの場合は48ページからの索引(INDEX)にて簡単に引き出せます。

部品をお求めの際は部品番号でお間違いのないようお願いします。

なお、このパーツブックは1985年7月現在製造中のミシンを基本に作成しております。品質性能に関しましては絶えず研究し、日々改良を加えておりますので部品番号及び形状等が異なる場合がありますからご了承ください。



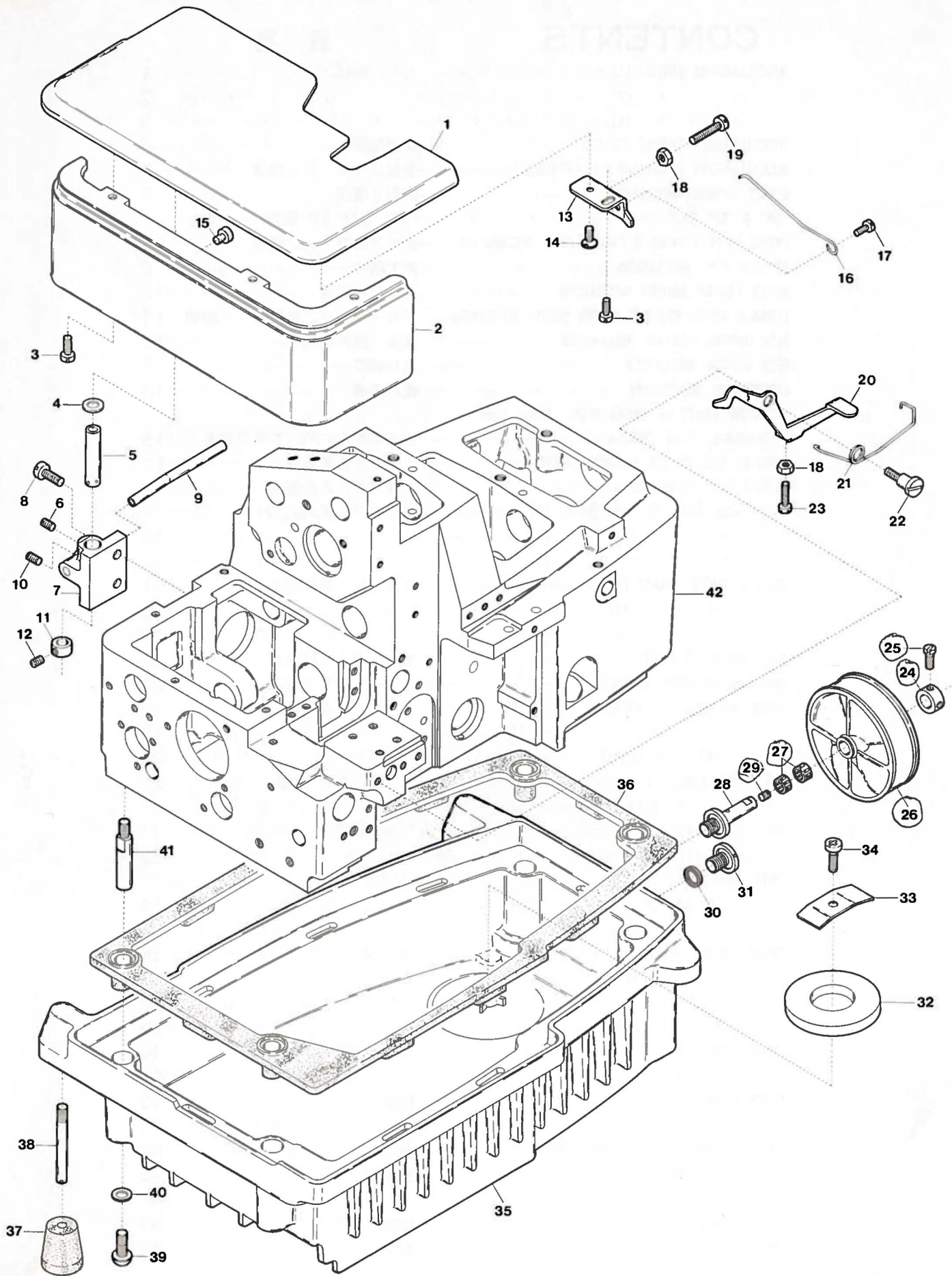
# CONTENTS

# 目次

MISCELLANEOUS COVERS (1) .....	カバー関係(1).....	1
"    "    "    "    (2) .....	"    "    "    "    (2).....	2
"    "    "    "    (3) .....	"    "    "    "    (3).....	3
MISCELLANEOUS THREAD EYELETS .....	糸道関係.....	4
MISCELLANEOUS CRANKSHAFT & BUSHINGS .....	主軸及びブッシュ関係.....	5
NEEDLE DRIVING MECHANISM .....	針振り機構.....	6
"HR" & "SP" UNIT .....	"HR"及び"SP"装置 .....	7
UPPER KNIFE DRIVING & LOWER KNIFE MECHANISM .....	上メス及び下メス機構.....	8
PRESSER FOOT MECHANISM .....	押工機構.....	9
UPPER LOOPER DRIVING MECHANISM .....	上ルーバ機構.....	10
LOWER & DOUBLE CHAINING LOOPER DRIVING MECHANISM .....	下ルーバ及び二重環ルーバ機構.....	11
FEED DRIVING CONTROL MECHANISM .....	前送り調節機構.....	12
FEED DRIVING MECHANISM .....	送り機構.....	13
LUBRICATING MECHANISM .....	給油機構.....	14
<b>EXCLUSIVE PARTS for UPPER KNIFE (Angled Type).</b>		
Z6000-A-3, -Y and Z6002-A, -Y .....	角メス及びサブモデル専用部品.....	15
Z6000-C, -C-3, Z6002-C EXCLUSIVE PARTS .....	サブモデル専用部品.....	16
Z6000-G-3 EXCLUSIVE PARTS .....	サブモデル専用部品.....	17
Z6005, 6006, 6007 EXCLUSIVE PARTS (1) .....	サブモデル専用部品(1).....	18
"    "    "    "    (2) .....	"    "    "    "    (2).....	19
"    "    "    "    (3) .....	"    "    "    "    (3).....	20
Z6018 EXCLUSIVE PARTS (1) .....	サブモデル専用部品(1).....	21
"    "    "    "    (2) .....	"    "    "    "    (2).....	22
"    "    "    "    (3) .....	"    "    "    "    (3).....	23
Z6020 EXCLUSIVE PARTS.....	サブモデル専用部品.....	24
Z6025-AY6 EXCLUSIVE PARTS .....	サブモデル専用部品.....	25
Z6100, -10-Z6102, -10 EXCLUSIVE PARTS (1).....	サブモデル専用部品(1).....	26
"    "    "    "    (2).....	"    "    "    "    (2).....	27
"C", "K", "KT", "KR" DEVICE .....	"C", "K", "KT", "KR"装置 .....	28
"KT", "KR" DEVICE (2).....	"KT", "KR"装置(2).....	29
"    "    "    "    (3).....	"    "    "    "    (3).....	30
"KR" DEVICE (4) .....	"KR"装置(4).....	31
"    "    "    "    (5).....	"    "    "    "    (5).....	32
"MT2" DEVICE (1) .....	"MT2"装置(1).....	33
"    "    "    "    (2) .....	"    "    "    "    (2).....	34
"    "    "    "    (3) .....	"    "    "    "    (3).....	35
"MU4", "MU5" DEVICE (1) .....	"MU4", "MU5"装置(1).....	36
"    "    "    "    (2) .....	"    "    "    "    (2).....	37
"    "    "    "    (3) .....	"    "    "    "    (3).....	38
"    "    "    "    (4) .....	"    "    "    "    (4).....	39
"MU5" DEVICE (5) .....	"MU5"装置(5).....	40
"    "    "    "    (6) .....	"    "    "    "    (6).....	41
EXTRA PARTS (1) .....	特注部品(1).....	42
"    "    "    "    (2) .....	"    "    "    "    (2).....	43
THREAD STAND & SUPPORTING BOARD .....	糸立台及び受け板.....	44
LIST of MAIN SPARE PARTS (1) .....	主要部品リスト(1).....	45
"    "    "    "    (2) .....	"    "    "    "    (2).....	46
MODEL PLATE and OTHERS .....	型式板その他.....	47
INDEX.....	索引.....	48

Illustration of this Parts Book is based on the Model Z6000-A with Flat Knif.

このパーツブックはZ6000A(平メス装備)を基本モデルにしてイラストを作成しております。

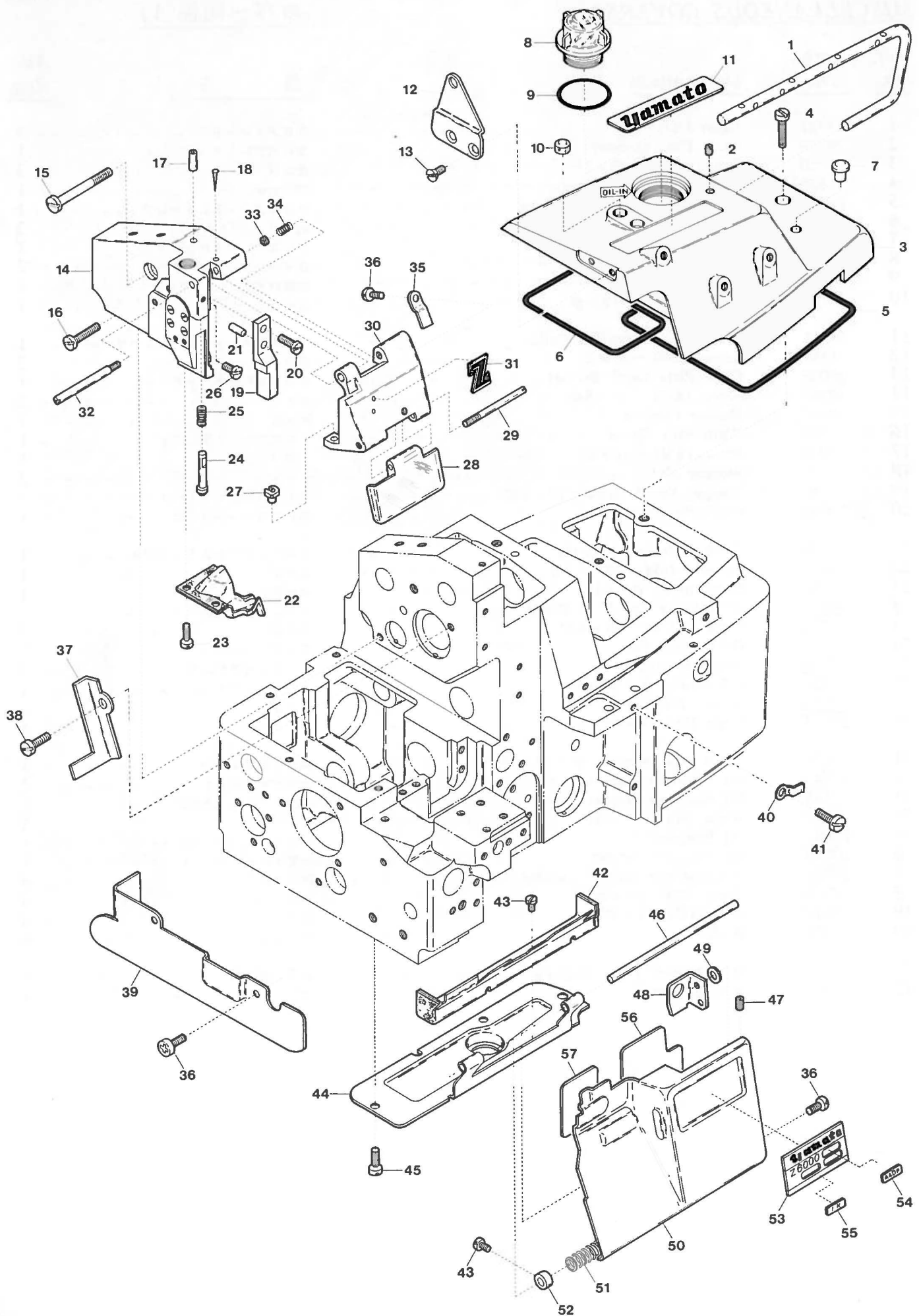




## MISCELLANEOUS COVERS (1)

## カバー関係(1)

Ref. No.	Parts No.	Description	品名	Amt. Req.
1	21727	Cloth Plate	クロスプレート	1
2	24186	Cloth Plate (Lower)	クロスプレート (下)	1
3	4353	Screw (9/64 - 40 x 7)	止ネジ	3
4	528	Washer	ワッシャ	1
5	34637	Cloth Plate Eccentric Bushing	クロスプレートエキセンブッシュ	1
6	7650	Screw (11/64 - 40 x 5)	止ネジ	2
7	21725	Cloth Plate Hinge	クロスプレートヒンジ	1
8	5089	Screw (1/4 - 40 x 12.5)	止ネジ	2
9	21735	Looper Thread Eyelet Pipe	糸道パイプ	1
10	3433	Screw (11/64 - 40 x 4)	止ネジ	1
11	34505	Cloth Plate Hinge Pin Collar	クロスプレートヒンジピンカラー	1
12	1459	Screw (9/64 - 40 x 3)	止ネジ	2
13	20035	Cloth Plate Latch Bracket	クロスプレートラッチ	1
14	4358	Screw (9/64 - 40 x 5.6)	止ネジ	2
15	24187	Rubber Cushion	埋メ座	1
16	34510	Cloth Plate Spring	クロスプレート戻シバネ	1
17	7006	Screw (9/64 - 40 x 4)	止ネジ	1
18	15	Stopper Nut	ナット	2
19	1186	Stopper Screw (9/64 - 40 x 7.8)	ストップバネジ	1
20	20036	Cloth Plate Latch	クロスプレートフック	1
21	20038	Cloth Plate Latch Spring	クロスプレートストップバネ	1
22	4117	Screw (11/64 - 40 x 6.15)	止ネジ	1
23	9958	Screw (M4 - 0.7 x 16)	調節ネジ	1
24	30228	Oil Cooling Fan Shaft Collar	ファンシャフトカラー	1
25	9604	Screw (11/64 - 40 x 5.5)	止ネジ	2
26	20054	Oil Cooling Fan	ファン	1
27	77366	Roller Bearing	ニードルベアリング	2
28	20056	Oil Cooling Fan Shaft	ファンシャフト	1
29	3646	Screw (1/4 - 28 x 6.4)	止ネジ	1
30	20137	Drain Hole Gasket	パッキン	1
31	5075	Drain Hole Screw (3/8 - 28 x 8)	油受ケ油抜キネジ	1
32	20143	Oil Reservoir Magnet	油受ケマグネット	1
33	20144	Oil Reservoir Magnet Holder	油受ケマグネット押エ	1
34	9974	Screw (M4 - 0.7 x 8)	止ネジ	1
35	20048	Oil Reservoir	油受ケ	1
36	20049	Oil Reservoir Gasket	油受ケパッキン	1
37	20053	Oil Reservoir Rubber Cushion	防振ゴム	4
38	6816	Screw (1/4 - 24 x 8)	止ネジ	4
39	5612	Screw (M6 - 1 x 12)	止ネジ	4
40	424	Washer	ワッシャ	4
41	20145	Oil Reservoir Positioning Bar	油受ケ固定棒	4
42	21888	Machine Frame	フレーム	1

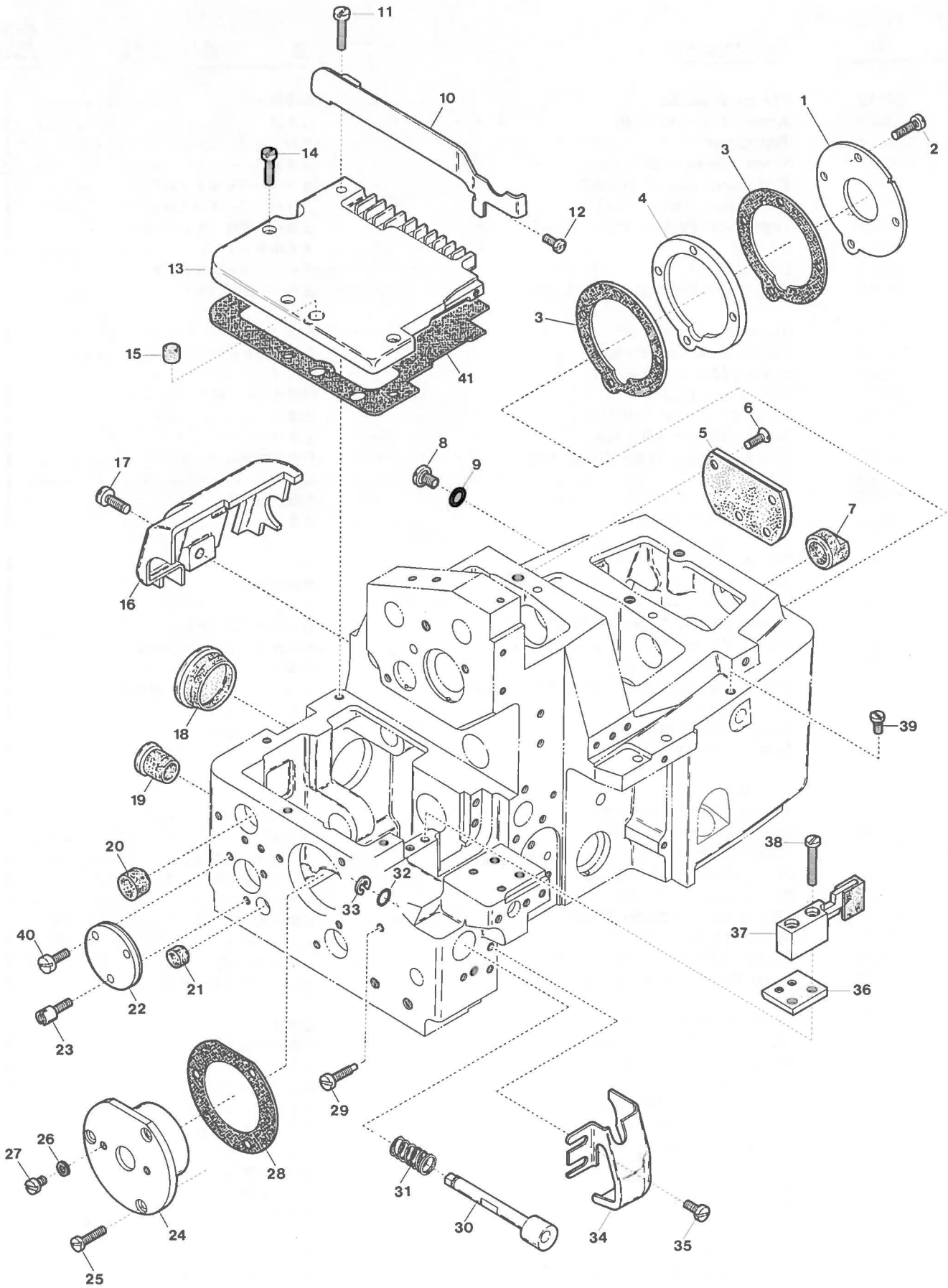




## MISCELLANEOUS COVERS (2)

## カバー関係(2)

Ref. No.	Parts No.	Description	品名	Amt. Req.
1	24040	Thread Lead Bar	糸道棒	1
2	3639	Screw (1/4 - 40 x 10)	止ネジ	1
3	24074	Top Cover	上カバー	1
4	5083	Screw (15/64 - 28 x 12.5)	止ネジ	2
5	20003	Top Cover Gasket (Right)	上カバーパッキン (右)	1
6	24075	Top Cover Gasket (Left)	上カバーパッキン (左)	1
7	32612	Top Cover Packing Piece (Small)	上カバー詰栓 (小)	1
8	20004	Oil Cap	オイルキャップ	1
9	20005	Oil Cap Seal	オイルキャップOリング	1
10	24076	Top Cover Packing Piece (Large)	上カバー詰栓 (大)	1
11	916	Brand Name Plate	銘板	1
12	23193	Thread Lead Bar Holder	糸道棒振れ止め	1
13	5343	Screw (11/64 - 40 x 4.5)	止ネジ	2
14	22760	Side Cover Unit	側面カバー (組)	1
15	4122	Screw (1/4 - 40 x 30 (15))	止ネジ	1
16	4441	Screw (11/64 - 40 x 16)	止ネジ	1
17	22370	Needle Driving Slider Oiling Pipe	針案内棒給油パイプ	1
18	726	Rivet	止め鉄	1
19	20663	Dust Proof-off Block	防塵ブロック	1
20	4312	Screw (1/8 - 44 x 7.9)	止ネジ	1
21	652	Pin for 21188	ピン	1
22	22766	Oil Defender	針案内油受け	1
23	5133	Screw (1/8 - 44 x 4.5)	止ネジ	3
24	22764	Needle Thread Cover Latch Pin	針糸カバーフックピン	1
25	22261	Needle Thread Cover Latch Spring	針糸カバーフックピンバネ	1
26	1230	Screw (3/32 - 56 x 3.8)	止ネジ	1
27	22259	Needle Thread Cover Latch Pin Stopper	針糸カバーフックピン受け座	1
28	22765	Safety Plate	アイガード	1
29	20659	Safety Plate Hinge Pin	アイガードヒンジピン	1
30	22763	Needle Thread Cover	針糸カバー	1
31	1016	"Z" Mark	Zマーク	1
32	22260	Needle Thread Cover Pin	針糸カバーピン	1
33	396	Stop Rubber for 22371	ゴム座	1
34	22371	Needle Thread Cover Stop Spring	針糸カバー圧着バネ	1
35	20660	Safety Plate Latch Spring	アイガードヒンジバネ	1
36	4127	Screw (M4 - 0.7 x 6)	止ネジ	4
37	20079	Needle Driving Slider Cover (Rear)	針案内カバー (後)	1
38	9604	Screw (11/64 - 40 x 55)	止ネジ	1
39	21728	Dust-proof Cover (Left)	防塵カバー (左)	1
40	20014	Front Cover Latch Spring	前カバーラッチバネ	1
41	5000	Screw (9/64 - 40 x 5.7)	止ネジ	1
42	22758	Dust-proof Cover (Lower)	防塵カバー (下)	1
43	1228	Screw (3/32 - 56 x 3.2)	止ネジ	3
44	20015	Front Cover Hinge	前カバーヒンジ	1
45	4440	Screw (11/64 - 40 x 8.3)	止ネジ	4
46	20016	Front Cover Hinge Pin	前カバーヒンジピン	1
47	3637	Screw (1/8 - 44 x 2.5)	止ネジ	2
48	22768	Front Cover Hook	前カバーフック	1
49	538	Washer	ワッシャ	1
50	22746	Front Cover	前カバー	1
51	20017	Front Cover Hinge Spring	前カバーヒンジバネ	1
52	33081	Front Cover Hinge Spring Collar	前カバーヒンジバネカラー	1
53	—	Model Plate (See Page 47)	型式板 (47ページ参照)	1
54	—	Gauge Indicate Plate (See Page 47)	ゲージ記号板 (47ページ参照)	1
55	—	Device Indicate Plate (See Page 47)	デバイス記号板 (47ページ参照)	1
56	—	Threading Chart (Right) (See Page 47)	糸通シ図 (47ページ参照)	1
57	2566	Threading Chart (Left)	糸通シ図	1

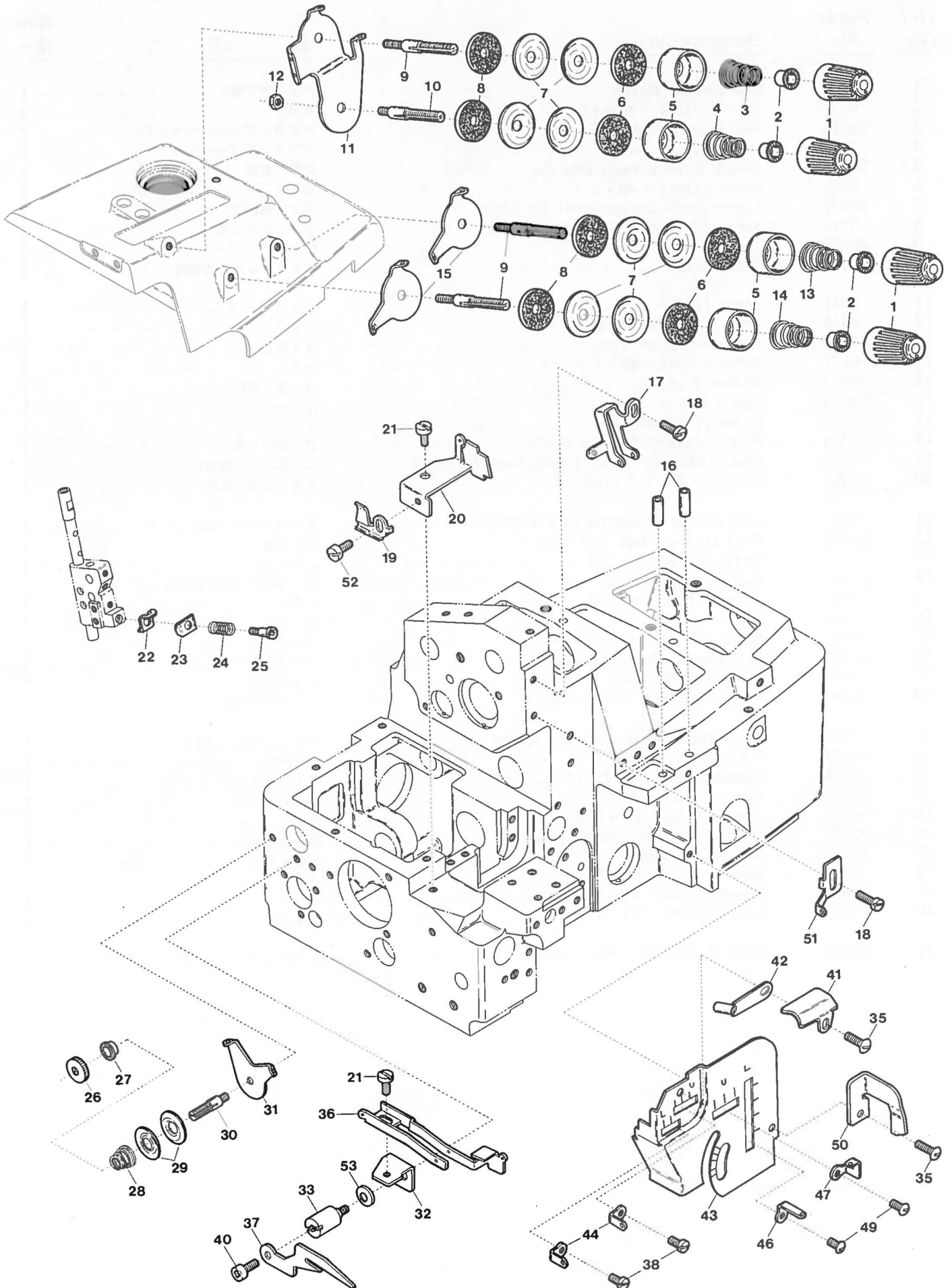




MISCELLANEOUS COVERS (3)

カバー関係(3)

Ref. No.	Parts No.	Description	品名	Amt. Req.
1	24093	Ball Bearing Holder	ベアリング押エ	1
2	9150	Screw (11/64 - 40 x 11)	止ネジ	4
3	24092	Ball Bearing Spacer Gasket	ベアリングスベサパッキン	2
4	24091	Ball Bearing Spacer	ベアリングスベサ	1
5	20060	Needle Driving Shaft End Cap	針振り軸蓋	1
6	5345	Screw (11/64 - 40 x 6.3)	止ネジ	4
7	20760	Upper Knife Driving Shaft Oil Shield	上メス軸結栓	1
8	5078	Screw (1/4 - 40 x 8)	フレームネジ蓋	1
9	20538	Seal	Oリング	1
10	20043	Fabric Guide	クロスプレート布案内	1
11	4441	Screw (11/64 - 40 x 16)	止ネジ	1
12	4314	Screw (1/8 - 44 x 5.6)	止ネジ	1
13	21737	Feed Mechanism Cover	送り台カバー	1
14	4437	Screw (11/64 - 40 x 10)	止ネジ	3
15	20072	Rubber Cushion	埋メ座 (中)	1
16	24073	Rear Cover	後カバー	1
17	4635	Screw (1/4 - 40 x 14)	止ネジ	1
18	20759	Feed Adjusting Window Cap	送り調節窓蓋	1
19	20758	Double Chaining Looper Driving Shaft Oil Shield	二重環ルーバ軸結栓	1
20	20052	Eccentric Pin Oil Shield	エキセンピン結栓	1
21	20051	Feed Driving Connecting Rod Oil Shield	送りロッドピン結栓	1
22	20218	Feed Driving Shaft End Cap	送り軸蓋	1
23	4274	Screw (11/64 - 40 x 9)	止ネジ	1
24	21021	Ball Bearing Housing	ボールベアリングハウジング	1
25	4406	Screw (11/64 - 40 x 8)	止ネジ	3
26	550	Seal	パッキン	2
27	9944	Screw (11/64 - 40 x 3)	ネジ蓋	2
28	20161	Ball Bearing Housing Gasket	ハウジングパッキン	1
29	5094	Screw (11/64 - 40 x 15.9 (7.5))	ガイドネジ	1
30	20470	Feed Regulating Pushbutton	プッシュボタン	1
31	33131	Feed Regulating Pushbutton Spring	プッシュボタンバネ	1
32	20472	Seal	Oリング	1
33	33024	Retaining Ring for 20470	ストップリング	1
34	22835	Front Cover (Left)	前カバー (左)	1
35	4440	Screw (11/64 - 40 x 8.3)	止ネジ	2
36	20228	Stitch Plate Stay Spacer	針板支エスベサ	1
37	21731	Stitch Plate Stay	針板支エ	1
38	9931	Screw (11/64 - 40 x 26)	止ネジ	2
39	4435	Screw (11/64 - 40 x 8.5)	止ネジ	1
40	4406	Screw (11/64 - 40 x 8)	止ネジ	2
41	21739	Feed Mechanism Cover Gasket	送り台カバーパッキン	1

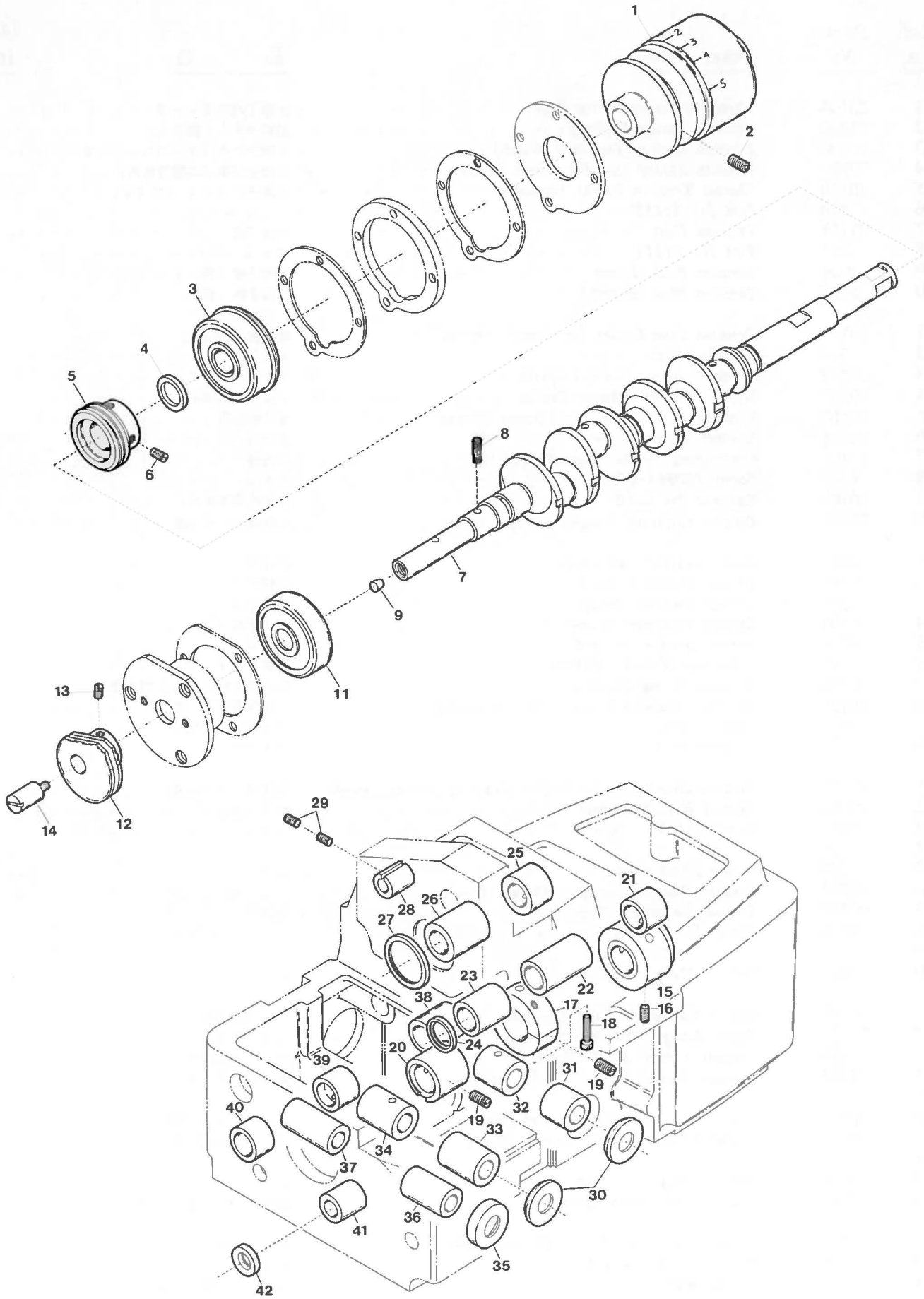




## MISCELLANEOUS THREAD EYELETS

## 糸道関係

Ref. No.	Parts No.	Description	品名	Amt. Req.
1	20104	Thread Tension Spring Cap	糸調子バネキャップ	4
2	33890	Tension Spring Bushing	糸調子ナット回り止メ	4
3	20132	Tension Spring (Overlock Stitch)	糸調子バネ (オーバロック針糸)	1
4	30255	Tension Spring (Double Chain Stitch)	糸調子バネ (二重環針糸)	1
5	20118	Thread Tension Spring Retainer	糸調子バネキャップ (下)	4
6	178	Felt for 31111	フェルト	4
7	31111	Tension Disc	糸調子皿	8
8	177	Felt for 31111	フェルト	4
9	7904	Tension Post (Long)	糸調子棒 (長)	3
10	4125	Tension Post (Short)	糸調子棒 (短)	1
11	20100	Tension Disc Eyelet for Needle Thread	調子台糸道 (大)	1
12	340	Nut for 4125	ナット	1
13	20102	Lower Looper Tension Spring	下ルーバ糸調子バネ	1
14	20103	Upper Looper Tension Spring	上ルーバ糸調子バネ	1
15	20101	Tension Disc Eyelet for Looper Thread	調子台糸道 (小)	2
16	22215	Looper Thread Tube	糸道パイプ (短)	2
17	23466	Overedging Needle Thread Eyelet	針糸道	1
18	4353	Screw (9/64 - 40 x 7)	止ネジ	2
19	20169	Stopper for 20167	二又糸道ストッパ	1
20	20168	Double Chaining Looper Thread Eyelet	二重環ルーバ糸道	1
21	9853	Screw (11/64 - 40 x 6.5)	止ネジ	2
22	21855	Thread Retainer Bracket	小調子台	1
23	21856	Thread Retainer Plate	小調子皿	1
24	20131	Thread Retainer Spring	小調子皿バネ	1
25	4137	Screw (9/64 - 40 x 5.5)	止ネジ	1
26	182	Adjusting Nut for 20125	調節ナット	1
27	20126	Tension Spring Bushing	二重環糸調子ナット回り止メ	1
28	20125	Double Chaining Looper Tension Spring	二重環糸調子バネ	1
29	20124	Tension Disc	二重環糸調子皿	2
30	4120	Tension Post	糸調子棒	1
31	20123	Tension Disc Eyelet for Double Chaining Looper Thread	二重環調子台糸道	1
32	20165	Thread Eyelet Bracket	二又糸道台	1
33	6011	Screw (11/64 - 40 x 7)	止ネジ	2
34				
35	1326	Screw (9/64 - 40 x 7.5)	止ネジ	2
36	20167	Double Chaining Looper Thread Eyelet	二又糸道	1
37	20166	Thread Retaining Finger	糸案内	1
38	9730	Screw (1/8 - 44 x 4.5)	止ネジ	2
39				
40	4127	Screw (M4 - 0.7 x 6)	止ネジ	1
41	21726	Upper Looper Bar Oil Defense	ルーバ棒油除ケ	1
42	21720	Upper Looper Thread Pipe	上ルーバ糸道パイプ	1
43	21713	Looper Thread Eyelet Support	ルーバ糸道取付板	1
44	21714	Looper Thread Eyelet (Left)	ルーバ糸道 (左)	2
45				
46	20110	Lower Looper Thread Eyelet (Right)	下ルーバ糸道 (右)	1
47	20108	Upper Looper Thread Eyelet (Right)	上ルーバ糸道 (右)	1
48				
49	1330	Screw (9/64 - 40 x 3.8)	止ネジ	2
50	22769	Front Cover Hook Guide	前カバーフックガイド	1
51	21709	Double Chaining Needle Thread Eyelet	二重環針糸道	1
52	7006	Screw (9/64 - 40 x 4)	止ネジ	1
53	10	Spring Washer	スプリングワッシャー	1

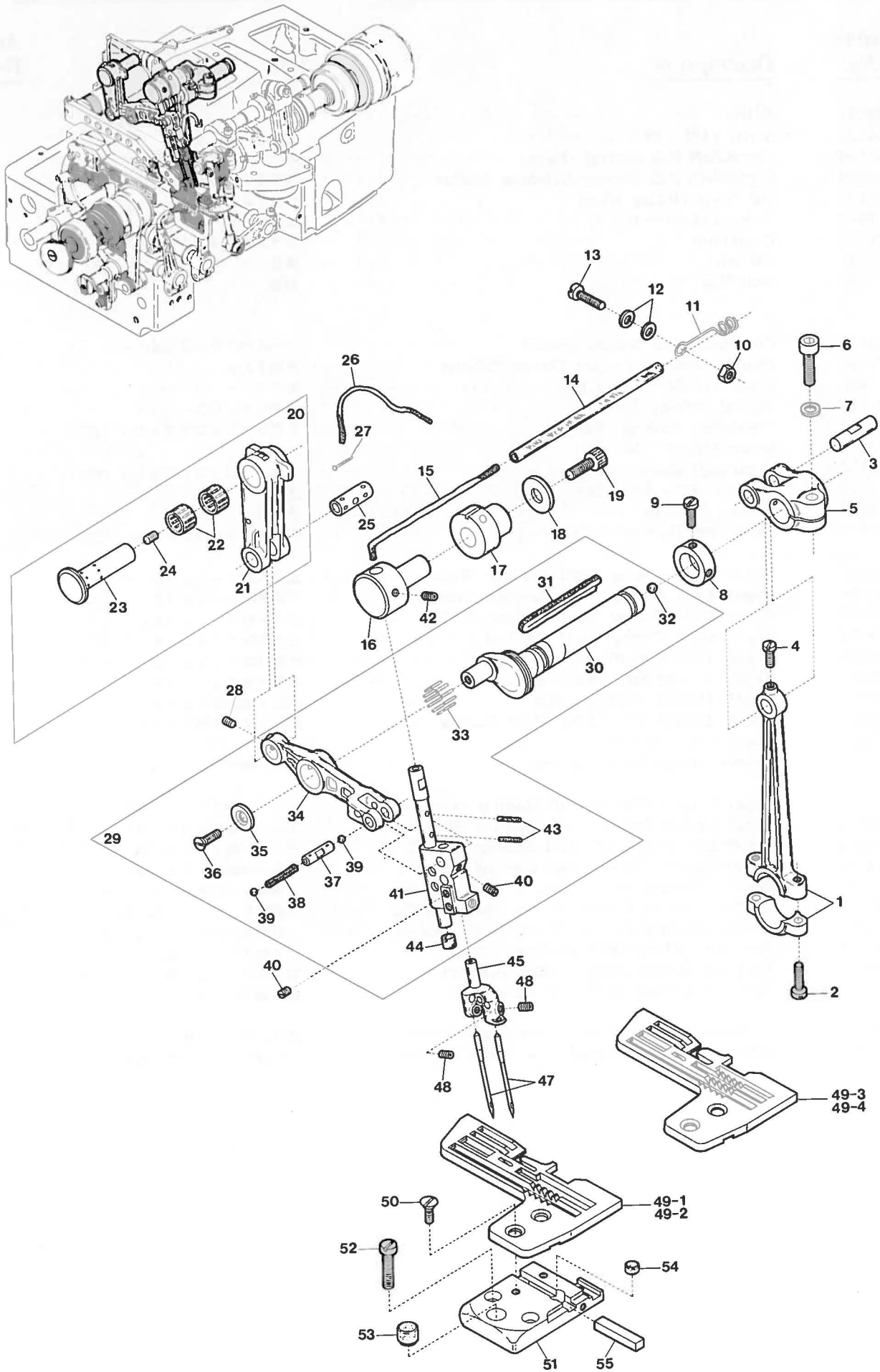




## MISCELLANEOUS CRANKSHAFT &amp; BUSHINGS

## 主軸及びブッシュ関係

Ref. No.	Parts No.	Description	品名	Amt. Req.
1	22591	Pulley	プーリ	1
2	4123	Screw (1/4 - 28 x 10)	止ネジ	2
3	20154	Crankshaft Ball Bearing (Large)	ボールベアリング (大)	1
4	33899	Crankshaft Ball Bearing Retaining Washer	ベアリング位置決めワッシャー	1
5	20155	Oil Pump Driving Worm	ウォーム	1
6	7650	Screw (11/64 - 40 x 5)	止ネジ	2
7	22580	Crankshaft	クランクシャフト	1
8	397	Oil Wick	油芯	1
9	740	Seal Plug	詰栓	1
10				
11	20159	Crankshaft Ball Bearing (Small)	ボールベアリング (小)	1
12	21710	Double Chaining Looper Thread Take-up	糸調子カム	1
13	1457	Screw (11/64 - 40 x 3.3)	止ネジ	2
14	20151	Thread Take-up Pin	糸調子カムピン	1
15	20156	Crankshaft Bushing (Right)	クランクシャフトブッシュ (右)	1
16	3434	Screw (11/64 - 40 x 6)	止ネジ	1
17	20157	Crankshaft Bushing (Center)	クランクシャフトブッシュ (中)	1
18	1170	Screw (9/64 - 40 x 12)	止ネジ	2
19	3654	Screw (1/4 - 40 x 18)	止ネジ	2
20	20158	Crankshaft Bushing (Left)	クランクシャフトブッシュ (左)	1
21	20485	Upper Knife Driving Shaft Bushing (Right)	上メス軸ブッシュ (右)	1
22	20484	Upper Knife Driving Shaft Bushing (Center)	上メス軸ブッシュ (中)	1
23	20483	Upper Knife Driving Shaft Bushing (Left)	上メス軸ブッシュ (左)	1
24	32684	Upper Knife Driving Shaft Oil Seal	上メス軸オイルシール	1
25	20185	Needle Driving Shaft Bushing (Right)	針振り軸ブッシュ (右)	1
26	20186	Needle Driving Shaft Bushing (Left)	針振り軸ブッシュ (左)	1
27	20187	Needle Driving Shaft Oil Seal	針振り軸油切りリング	1
28	21889	Needle Driving Lever Link Shaft Bushing	針振りリンク軸ブッシュ	1
29	3635	Screw (1/4 - 40 x 6)	止ネジ	2
30	20334	Looper Driving Shaft Oil Seal	ルーバ軸オイルシール	2
31	21721	Upper Looper Driving Shaft Bushing (Front)	上ルーバ軸ブッシュ (前)	1
32	20316	Upper Looper Driving Shaft Bushing (Rear)	上ルーバ軸ブッシュ (後)	1
33	20344	Lower Looper Driving Shaft Bushing (Front)	下ルーバ軸ブッシュ (前)	1
34	20345	Lower Looper Driving Shaft Bushing (Rear)	下ルーバ軸ブッシュ (後)	1
35	25037	Double Chaining Looper Driving Shaft Oil Seal	二重環ルーバ軸オイルシール	1
36	20366	Double Chaining Looper Driving Shaft Bushing (Front)	二重環ルーバ軸ブッシュ (前)	1
37	20367	Double Chaining Looper Driving Shaft Bushing (Rear)	二重環ルーバ軸ブッシュ (後)	1
38	20412	Feed Bar Driving Shaft Bushing (Right)	送り軸ブッシュ (右)	1
39	20411	Feed Bar Driving Shaft Bushing (Center)	送り軸ブッシュ (中)	1
40	20410	Feed Bar Driving Shaft Bushing (Left)	送り軸ブッシュ (左)	1
41	95134	Differential Feed Control Lever Shaft Bushing	送り調節レバー軸ブッシュ	1
42	30291	Differential Feed Control Lever Shaft Oil Seal	送り調節レバー軸オイルシール	1

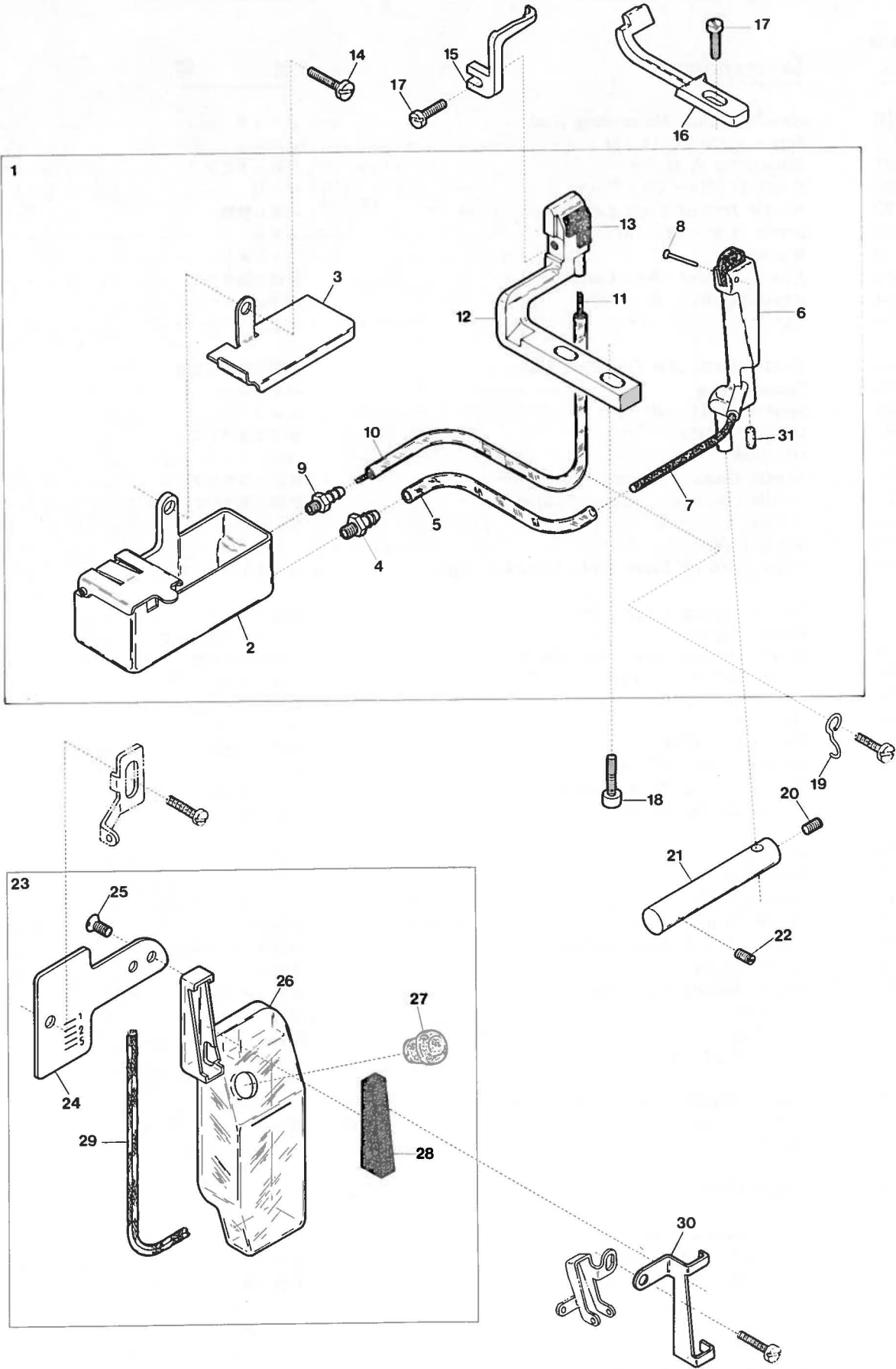




## NEEDLE DRIVING MECHANISM

## 針振り機構

Ref. No.	Parts No.	Description	品名	Amt. Req.
1	20180	Needle Driving Connecting Rod	針ロッド	1
2	5070	Screw (3/16 - 32 x 14)	止ネジ	2
3	32921	Connecting Rod Pin	針ロッドピン	1
4	9508	Screw (11/64 - 40 x 75)	止ネジ	1
5	21722	Needle Driving Shaft Lever	針振り軸腕	1
6	5520	Screw (1/4 - 28 x 16)	止ネジ	1
7	520	Washer	ワッシャ	1
8	32646	Needle Driving Shaft Collar	針振り軸カラー	1
9	9604	Screw (11/64 - 40 x 5.5)	止ネジ	2
10	334	Nut	ナット	1
11	21724	Needle Guide Bar Oil Wick Stay	針案内棒油芯支エ	1
12	550	Packing Ring	パッキン	2
13	4441	Screw (11/64 - 40 x 16)	止ネジ	1
14	20550	Oil Wick Tube	油芯保護パイプ	1
15	194	Oil Wick	油芯	1
16	20198	Needle Guide Bar Holder	針案内棒ホルダ	1
17	20199	Needle Guide Bar Holder Bushing	針案内棒ホルダブッシュ	1
18	183	Washer	ワッシャ	1
19	5108	Screw (1/4 - 28 x 13)	止ネジ	1
20	20237	Needle Driving Lever Link, Complete Set	針振りリンク (組)	1
21	20192	Needle Driving Lever Link	針振りリンク	1
22	20189	Roller Bearing	ニードルベアリング	2
23	20193	Needle Driving Lever Link Shaft	針振りリンク軸	1
24	3434	Screw (11/64 - 40 x 6)	止ネジ	1
25	20191	Needle Driving Link Pin	針振りリンクピン	1
26	195	Oil Wick	油芯	1
27	755	Pin for Oil Wick	油芯止メピン	1
28	3638	Screw (11/64 - 40 x 4)	止ネジ	1
29	23461	Needle Driving Shaft, Complete Set	針振り軸 (組)	1
30	22845	Needle Driving Shaft	針振り軸	1
31	174	Oil Wick	油芯	1
32	639	Seal Plug	詰栓	1
33	22616	Needle Roller	ニードルローラ	20
34	23460	Needle Driving Lever	針振りレバー	1
35	20190	Needle Driving Lever Retainer	針振りレバー押エ	1
36	7128	Screw (11/64 - 40 x 5.3)	止ネジ	1
37	20195	Needle Driving Lever Pin	針振りレバーピン	1
38	199	Oil Wick	油芯	1
39	636	Seal Plug	詰栓	2
40	4155	Screw (9/64 - 40 x 3)	止ネジ	3
41	22584	Needle Driving Slider, Complete Set	針案内 (組)	1
42	4133	Screw (11/64 - 40 x 6.4)	止ネジ	1
43	171	Oil Wick	油芯	2
44	930	Rubber Seal	詰栓 (ゴム)	1
45	22830	Needle Clamp	針止メ	1
46				
47		Needle (System: DC x 27)	針	2
48	3637	Screw (1/8 - 44 x 2.5)	止ネジ	2
49- 1	21800	Stitch Plate (A3)	針板 (A3)	1
49- 2	21801	" " (A4)	" (A4)	1
49- 3	21812	" " (A5)	" (A5)	1
49- 4	21813	" " (A6)	" (A6)	1
50	5345	Screw (11/64 - 40 x 6.3)	止ネジ	2
51	20220	Stitch Plate Support	針板受ケ	1
52	1156	Screw (11/64 - 40 x 13.3)	止ネジ	2
53	32604	Rubber Cushion (Large)	埋メ座 (大)	1
54	20072	Rubber Cushion (Small)	埋メ座 (小)	1
55	20238	Stitch Plate Positioner	針板位置決め片	1

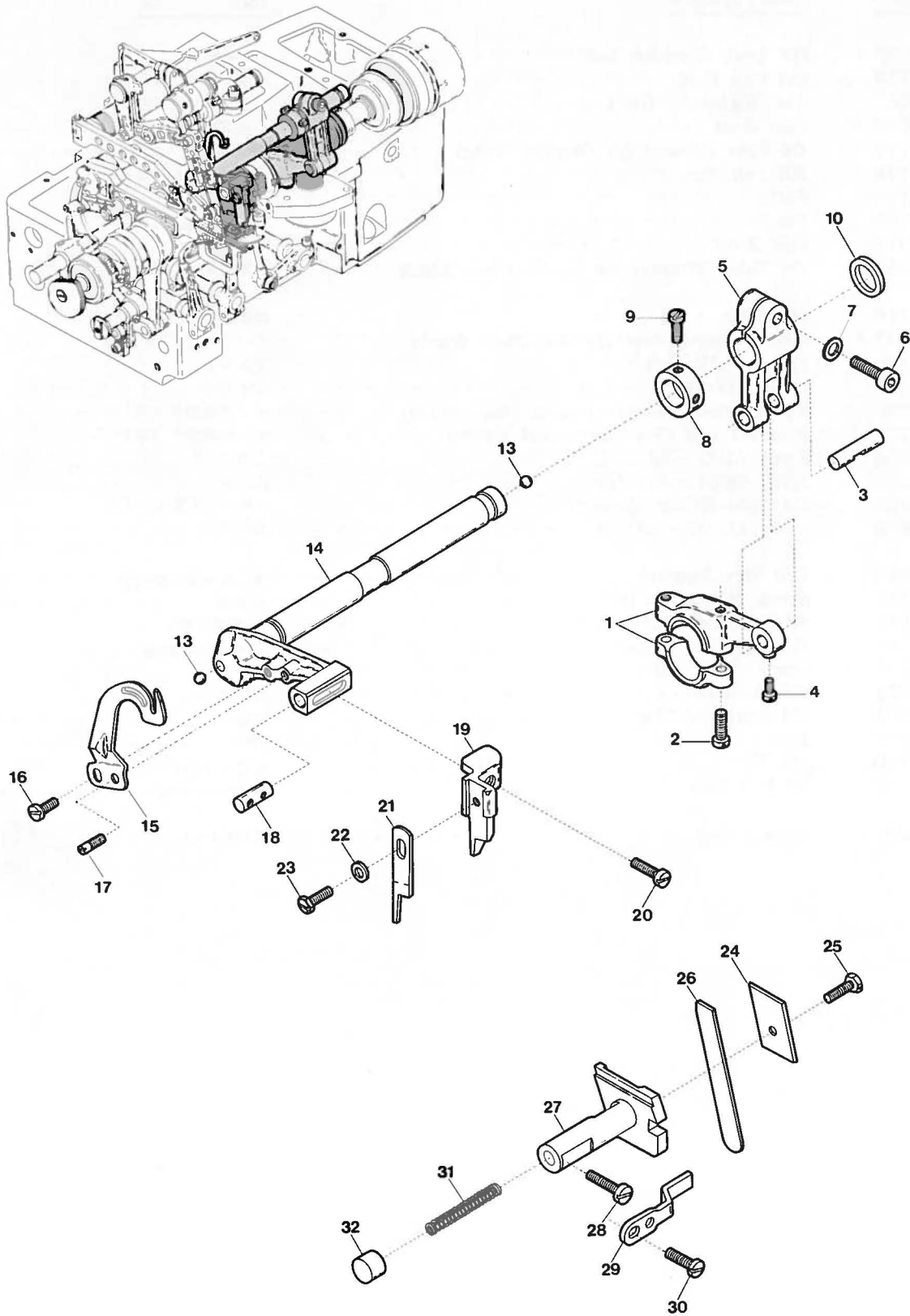




## "HR" &amp; "SP" UNIT

## "HR" 及び "SP" 装置

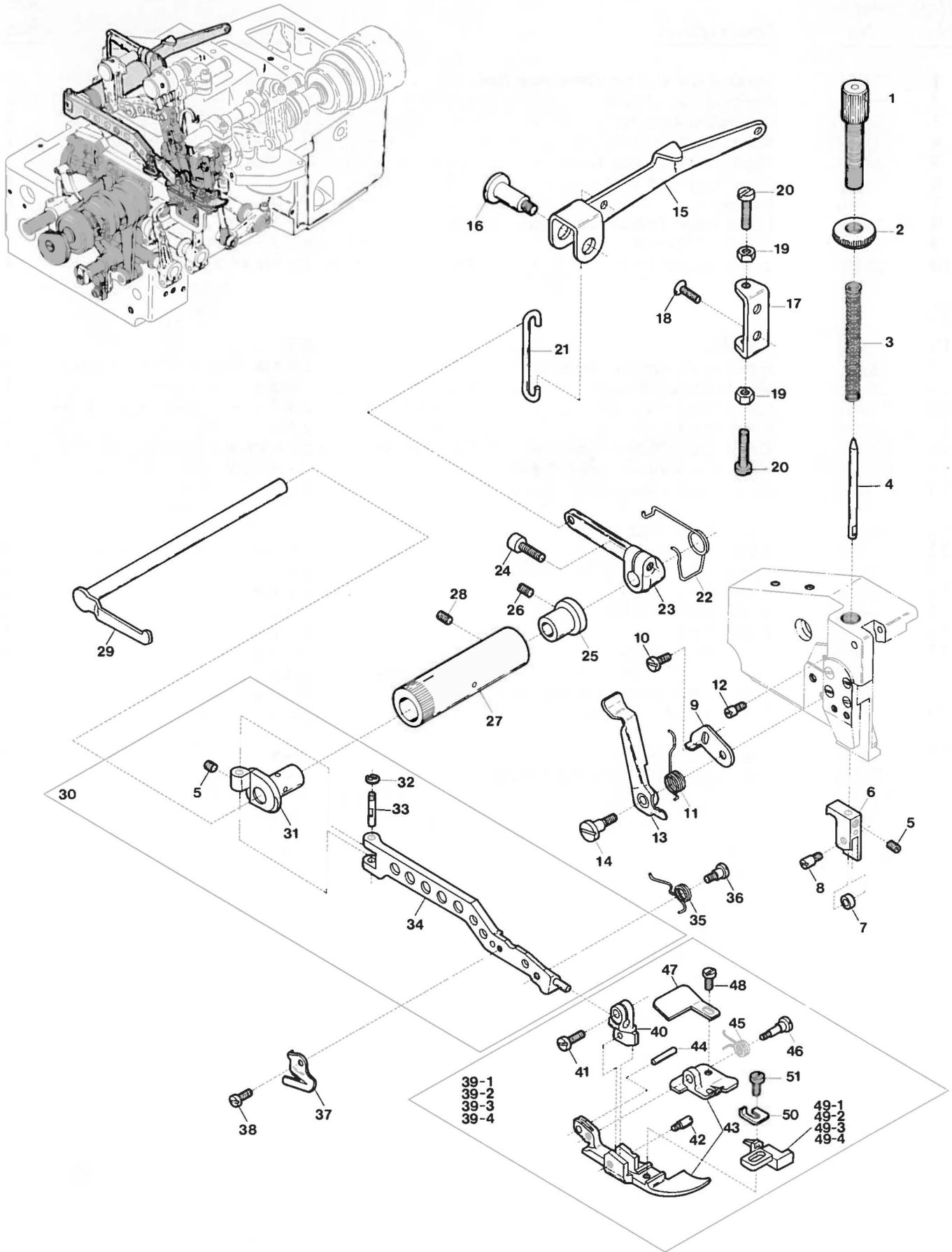
<u>Ref. No.</u>	<u>Parts No.</u>	<u>Description</u>	<u>品 名</u>	<u>Amt. Req.</u>
1	22773	HR Unit, Complete Set	HR装置 (組)	1
2	22774	HR Cup Unit	HRカップ (組)	1
3	20651	Lid (Right) for HR Cup	HRカップ蓋 (右)	1
4	9909	Pipe Joint	パイプ継手	2
5	22777	Oil Tube (82mm) for Overlock Stitch	給油パイプ (オーバ側)	1
6	22776	HR Felt Stay	HRフェルト支エ	1
7	170	Felt	フェルト	1
8	755	Pin	フェルト止めピン	1
9	10017	Pipe Joint	パイプ継手	1
10	20653	Oil Tube (170mm) for Double Chain Stitch	給油パイプ (インタ側)	1
11	176	Oil Wick	油芯	1
12	20227	Needle Guard (Rear) (Double Chain Stitch)	インタ針受ケ (後)	1
13	190	Felt for HR Unit	フェルト	1
14	4440	Screw (11/64 - 40 x 8.3)	止ネジ	1
15	20226	Needle Guard (Front) (Double Chain Stitch)	インタ針受ケ (前)	1
16	23333	Needle Guard (Front) (Overlock Stitch)	オーバ針受ケ (前)	1
17	4404	Screw (3/32 - 56 x 5.1)	止ネジ	2
18	5098	Screw (9/64 - 40 x 10)	止ネジ	2
19	20657	Oil Tube Holder (Lower)	HRパイプ支エ (下)	1
20	3638	Screw (11/14 - 40 x 4)	止ネジ	1
21	20245	Felt Stay Support	フェルト支エ取付台	1
22	3639	Screw (1/4 - 40 x 10)	止ネジ	1
23	22194	SP Unit, Complete Set	SP装置 (組)	1
24	22188	Oil Container Support	SPタンク取付板	1
25	7619	Screw (9/64 - 40 x 5.3)	止ネジ	2
26	21124	Oil Container	SPタンク	1
27	93864	Oil Container Plug	詰栓	1
28	198	Felt	SPフェルト	1
29	240	Oil Wick	油芯 (毛糸)	1
30	21136	SP Felt Stay	SPフェルト押エ	1
31	930	Rubber Seal	詰栓 (ゴム)	1





UPPER KNIFE DRIVING & LOWER KNIFE MECHANISM 上メス及び下メス機構

<u>Ref.</u> <u>No.</u>	<u>Parts</u> <u>No.</u>	<u>Description</u>	<u>品 名</u>	<u>Amt.</u> <u>Req.</u>
1	26044	Upper Knife Driving Connecting Rod	上メスロッド	1
2	5070	Screw (3/16 - 32 x 4)	止ネジ	2
3	32921	Connecting Rod Pin	上メスロッドピン	1
4	9508	Screw (11/64 - 40 x 7.5)	止ネジ	1
5	26063	Upper Knife Driving Lever	上メス軸腕	1
6	5520	Screw (1/4 - 28 x 16)	止ネジ	1
7	520	Washer	ワッシャ	1
8	32646	Upper Knife Driving Shaft Collar (Right)	上メス軸カラー(右)	1
9	9604	Screw (11/64 - 40 x 5.5)	止ネジ	2
10	20487	Thrust Washer	上メス軸スラストリング	1
11				
12				
13	639	Seal Plug	詰栓	2
14	20486	Upper Knife Driving Shaft	上メス軸	1
15	23465	Needle Thread Pull-off	針糸繰り	1
16	4147	Screw (9/64 - 40 x 4)	止ネジ	1
17	4130	Screw (9/64 - 40 x 4)	止ネジ	1
18	20490	Upper Knife Holder Positioner	上メスホルダ止メ	1
19	22839	Upper Knife Holder (Flat Type)	上メスホルダ(平)	1
20	7405	Screw (9/64 - 40 x 10.3)	止ネジ	1
21	20496	Upper Knife (Flat Type)	上メス(平)	1
22	532	Washer	ワッシャ	1
23	4106	Screw (9/64 - 40 x 6.5)	止ネジ	1
24	22196	Lower Knife Clamp	下メス押エ	1
25	4106	Screw (9/64 - 40 x 6.5)	止ネジ	1
26	22195	Lower Knife	下メス	1
27	23459	Lower Knife Holder	下メス台	1
28	4591	Screw (15/64 - 28 x 9.5)	止ネジ	1
29	21117	Lower Knife Holder Locking Plate	下メス台回り止メ	1
30	4440	Screw (11/64 - 40 x 8.3)	止ネジ	2
31	32919	Lower Knife Holder Spring	下メスバネ	1
32	20136	Lower Knife Holder Spring Stopper	下メスバネ受ケ	1

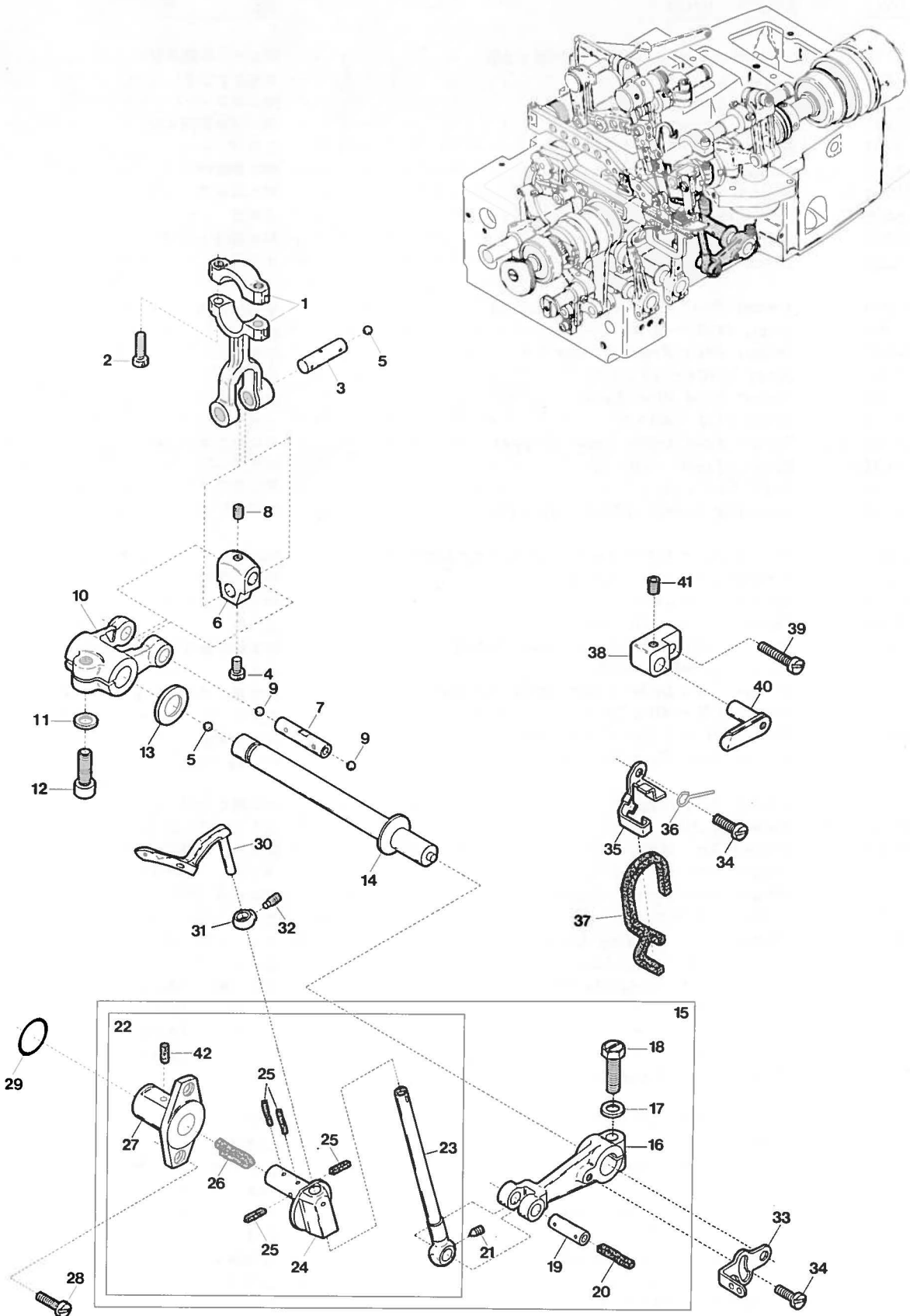




## PRESSER FOOT MECHANISM

## 押工機構

Ref. No.	Parts No.	Description	品名	Amt. Req.
1	4119	Adjusting Screw (M10 - 0.75 x 29)	押エバネ調節ネジ	1
2	461	Lock Nut	ロックナット	1
3	22181	Presser Spring	押エバネ	1
4	22197	Presser Spring Guide Pin	押エバネ案内ピン	1
5	3637	Screw (1/8 - 44 x 2.5)	止ネジ	2
6	22256	Presser Foot Positioning Guide	押工腕案内	1
7	34294	Presser Foot Roller	押エローラ	1
8	6405	Screw (9/64 - 40 x 1.4)	止ネジ	1
9	22257	Presser Arm Stopper	押工腕ストップパ	1
10	1202	Screw (9/64 - 40 x 6.6)	止ネジ	1
11	20293	Presser Foot Release Lever Spring	手掲ゲバネ	1
12	6094	Screw (1/8 - 44 x 3)	止ネジ	1
13	24080	Presser Foot Release Lever	手掲ゲ	1
14	4107	Screw (9/64 - 40 x 5.5)	止ネジ	1
15	20282	Presser Foot lifter Lever	押エ掲ゲレバー	1
16	4103	Screw (1/4 - 40 x 8)	止ネジ	1
17	20283	Presser Foot Lifter Lever Stopper	押エ掲ゲストップパ	1
18	9127	Screw (11/64 - 40 x 8)	止ネジ	2
19	334	Lock Nut	ロックナット	2
20	4441	Adjusting Screw (11/64 - 40 x 16)	調節ネジ	2
21	20281	Presser Foot Lifter Lever Connecting Link	押エ掲ゲレバーリンク	1
22	20280	Intermediate Lever Spring	押エ掲ゲ軸バネ	1
23	20279	Intermediate Lever	押エ掲ゲ軸レバー	1
24	5550	Screw (11/64 - 40 x 13.5)	止ネジ	1
25	20300	Presser Foot Lifter Lever Shaft Sleeve	押エ掲ゲ軸スリーブ	1
26	7650	Screw (11/64 - 40 x 5)	止ネジ	1
27	20299	Presser Foot Lifter Lever Shaft Bushing	押エ掲ゲ軸ブッシュ	1
28	3639	Screw (1/4 - 40 x 10)	止ネジ	1
29	20276	Presser Foot Lifter Lever Shaft	押エ掲ゲ軸	1
30	22267	Presser Arm, Complete Set	押工腕 (組)	1
31	22255	Presser Arm Hinge	押工腕ヒンジ	1
32	34293	Retaining Ring	ストップリング	1
33	21018	Presser Arm Hinge Pin	押工腕ヒンジピン	1
34	22252	Presser Arm	押工腕	1
35	20503	Presser Foot Spring (Large)	押エバネ (大)	1
36	4098	Screw (1/8 - 44 x 4)	止ネジ	1
37	20271	Thread Chain Cutting Knife	チェーンカッタ	1
38	4097	Screw (3/32 - 56 x 4.2)	止ネジ	1
39-1	22085	Presser Foot, Complete Set (A3)	押エ (組) (A3)	1
39-2	22087	" " " " (A4)	" (A4)	1
39-3	22089	" " " " (A5)	" (A5)	1
39-4	22091	" " " " (A6)	" (A6)	1
40	20561	Presser Foot (Upper)	押エ (上)	1
41	4351	Screw (9/64 - 40 x 7)	止ネジ	1
42	4136	Screw (1/8 - 44 x 2.7)	止ネジ	1
43	22084	Presser Foot (Front/Rear) Unit	押エ (前・後) (組)	1
44	747	Pin	押エバネ (小) 止メピン	1
45	20516	Presser Foot Spring (Small)	押エバネ (小)	1
46	4140	Screw (3/32 - 56 x 3)	止ネジ	1
47	22156	Presser Foot Chain Shield	空糸押エ	1
48	4141	Screw (3/32 - 56 x 2.1)	止ネジ	1
49-1	21871	Presser Foot Stitch Tongue (3)	爪 (3)	1
49-2	21872	" " " " (4)	" (4)	1
49-3	21873	" " " " (5)	" (5)	1
49-4	21874	" " " " (6)	" (6)	1
50	20502	Presser Foot Adjusting Plate	押工調節板	1
51	4131	Screw (1/8 - 44 x 6)	止ネジ	1

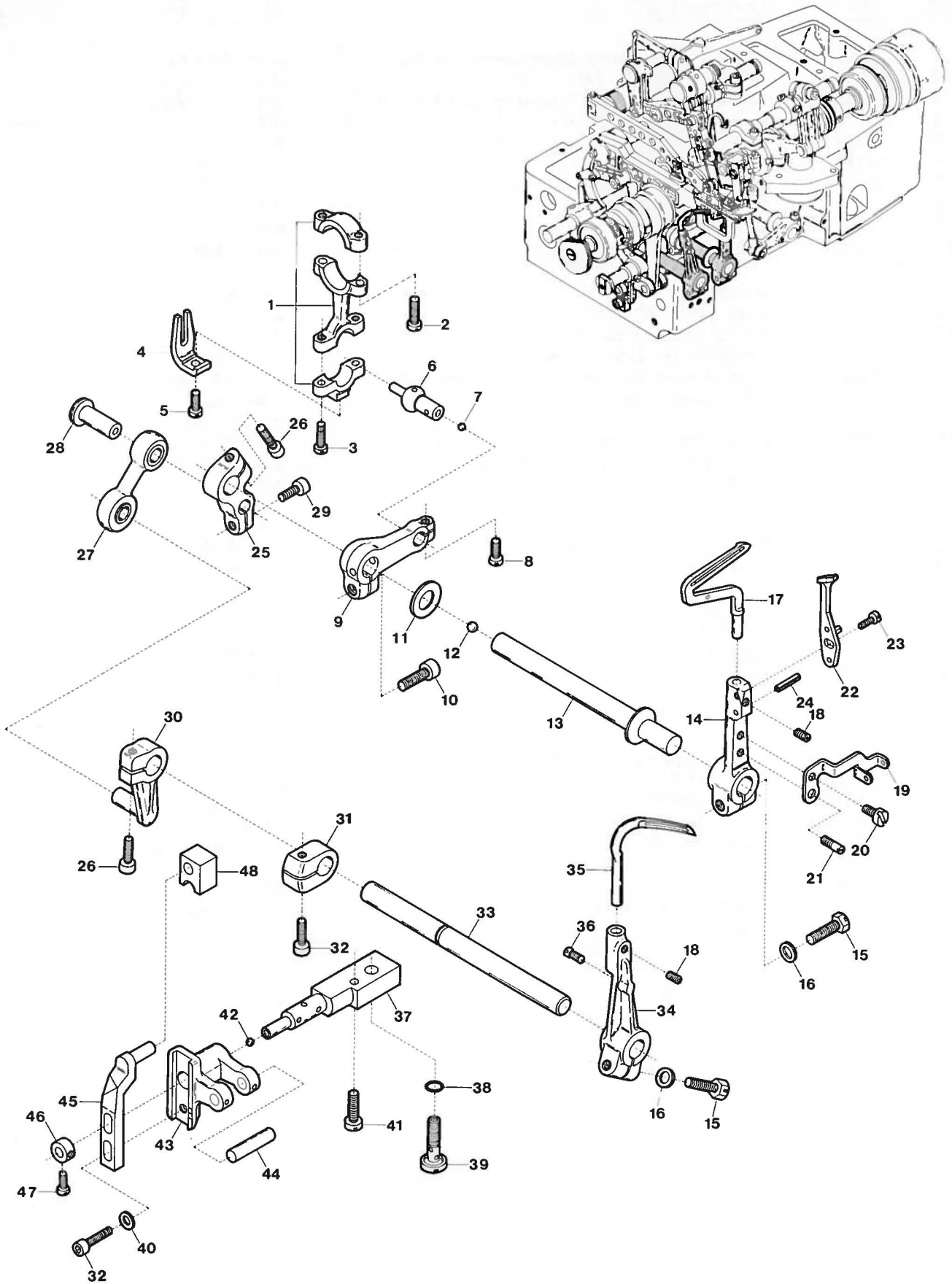




## UPPER LOOPER DRIVING MECHANISM

## 上ルーパ機構

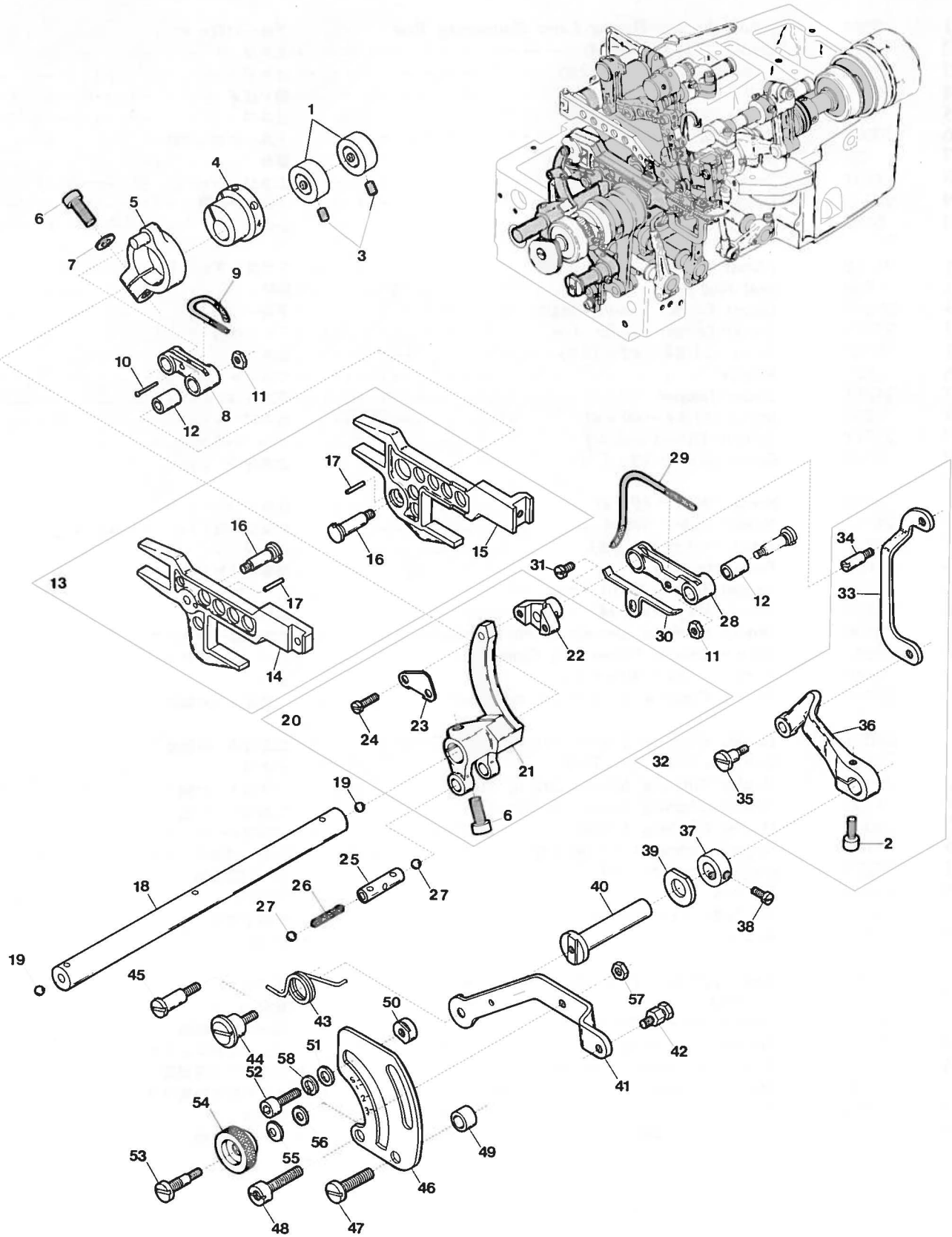
Ref. No.	Parts No.	Description	品名	Amt. Req.
1	24191	Upper Looper Driving Lever Connecting Rod	上ルーパロッド	1
2	5070	Screw (3/16 - 32 x 14)	止ネジ	2
3	24194	Looper Driving Lever Connecting Rod Pin	上ルーパロッドピン	1
4	4410	Screw (11/64 - 40 x 5.5)	止ネジ	1
5	638	Seal Plug	詰栓	2
6	24193	Looper Driving Lever Link	ルーパリンク	1
7	24195	Looper Driving Lever Link Pin	ルーパリンクピン	1
8	1457	Screw (11/64 - 40 x 3.3)	止ネジ	1
9	637	Seal Plug	詰栓	2
10	23470	Upper Looper Driving Lever	上ルーパ軸腕	1
11	507	Washer	ワッシャ	1
12	5108	Screw (1/4 - 28 x 13)	止ネジ	1
13	24483	Driving Shaft Thrust Washer	スラストプレート	1
14	24482	Upper Looper Driving Shaft	上ルーパ軸	1
15	21863	Upper Looper Bar Driving Arm, Complete Set	上ルーパ腕 (組)	1
16	20318	Upper Looper Bar Driving Arm	上ルーパ腕	1
17	520	Washer	ワッシャ	1
18	5522	Screw (1/4 - 28 x 18.5)	止ネジ	1
19	20331	Upper Looper Bar Driving Arm Pin	上ルーパ腕ピン	1
20	278	Oil Wick	油芯	1
21	3313	Screw (1/8 - 44 x 3.4)	止ネジ	1
22	21862	Upper Looper Bar, Complete Set	ルーパ棒 (組)	1
23	21704	Upper Looper Bar	ルーパ棒	1
24	20320	Upper Looper Bar Guide	ルーパ案内	1
25	171	Oil Wick	油芯	4
26	203	Oil Wick	油芯	1
27	22853	Upper Looper Bar Guide Bushing	ルーパ案内ブッシュ	1
28	9508	Screw (11/64 - 40 x 7.5)	止ネジ	2
29	77432	Seal	Oリング	1
30	21700	Upper Looper	上ルーパ	1
31	21705	Upper Looper Holder Collar	上ルーパ止メカラー	1
32	4144	Screw (11/64 - 40 x 3)	止ネジ	1
33	20112	Looper Thread Pull-off	ルーパ糸繰り	1
34	4358	Screw (9/64 - 40 x 5.6)	止ネジ	2
35	20330	Looper Bar Oil Wick Holder Plate	ルーパ棒油芯止メ板	1
36	32812	Oiling Felt Retainer	フェルト押エ	1
37	23468	Oil Wick	油芯	1
38	20322	Looper Bar Guide Holder Bracket	ルーパ案内押エ台	1
39	7311	Screw (11/64 - 40 x 12.6)	止ネジ	1
40	20323	Looper Bar Guide Holder	ルーパ案内押エ	1
41	3638	Screw (11/64 - 40 x 4)	止ネジ	1
42	243	Oil Wick	油芯	1





LOWER & DOUBLE CHAINING LOOPER DRIVING MECHANISM 下ルーパ及び  
二重環ルーパ機構

<u>Ref. No.</u>	<u>Parts No.</u>	<u>Description</u>	<u>品名</u>	<u>Amt. Req.</u>
1	22844	Lower Looper Driving Lever Connecting Rod	下ルーパロッド	1
2	5070	Screw (3/16 - 32 x 14)	止ネジ	2
3	8101	Screw (11/64 - 32 x 12.6)	止ネジ	2
4	20311	Ball Joint Guide Fork	振レ止メ	1
5	1202	Screw (9/64 - 40 x 6.6)	止ネジ	1
6	20341	Ball Stud	下ルーパロッド球	1
7	636	Seal Plug	詰栓	1
8	4437	Screw (11/64 - 40 x 10)	止ネジ	1
9	20342	Lower Looper Driving Lever	下ルーパ軸腕	1
10	5108	Screw (1/4 - 28 x 13)	止ネジ	1
11	34118	Thrust Washer	スラストプレート	1
12	638	Seal Plug	詰栓	1
13	20343	Lower Looper Driving Shaft	下ルーパ軸	1
14	21703	Lower Looper Holder Arm	下ルーパ台	1
15	5500	Screw (11/64 - 40 x 13.5)	止ネジ	2
16	520	Washer	ワッシャ	2
17	21701	Lower Looper	下ルーパ	1
18	3638	Screw (11/64 - 40 x 4)	止ネジ	2
19	21717	Looper Thread Pull-off	下ルーパ糸繰リ	1
20	5000	Screw (9/64 - 40 x 5.7)	止ネジ	1
21	4130	Screw (9/64 - 40 x 4)	止ネジ	1
22	24169	Needle Guard (Rear)	針受ケ (後)	1
23	5036	Screw (1/8 - 44 x 5.6)	止ネジ	1
24	688	Positioning Pin	位置決メピン	1
25	20360	Looper Driving Shaft Lever	ルーパ振り腕	1
26	5650	Screw (M5 - 0.8 x 14)	止ネジ	2
27	33606	Double Chaining Looper Driving Connection	二重環ルーパリンク	1
28	20361	Looper Driving Connection Guide Pin	ルーパリンクピン	1
29	5040	Screw (11/64 - 40 x 8.5)	止ネジ	1
30	20364	Double Chaining Looper Driving Lever	二重環ルーパ軸腕	1
31	33071	Double Chaining Looper Driving Shaft Collar	二重環ルーパ軸カラー	1
32	5550	Screw (11/64 - 40 x 13.5)	止ネジ	2
33	20381	Double Chaining Looper Driving Shaft	二重環ルーパ軸	1
34	21708	Double Chaining Looper Holder Arm	二重環ルーパ台	1
35	25046	Double Chaining Looper	二重環ルーパ	1
36	4152	Stopper Screw (1/8 - 44 x 4)	ストッパネジ	1
37	20373	Looper Rocker Shaft	ルーパ前後軸	1
38	20538	Oil Seal	リング	1
39	4113	Oil Tube Fitting Stud	管継手ボルト	1
40	538	Washer	ワッシャ	1
41	9106	Screw (11/64 - 40 x 19)	止ネジ	1
42	637	Oil Seal	詰栓	1
43	20372	Looper Rocker Shaft Arm	ルーパ前後軸腕	1
44	20371	Looper Connecting Rod Pin	ルーパ前後ロッドピン	1
45	20374	Looper Avoiding Adjusting Lever	二重環前後量調節レバー	1
46	20376	Looper Rocker Shaft Lever Collar	ルーパ前後軸腕カラー	1
47	1208	Screw (9/64 - 40 x 5)	止ネジ	2
48	20375	Looper Slide Block	ルーパ前後駒	1

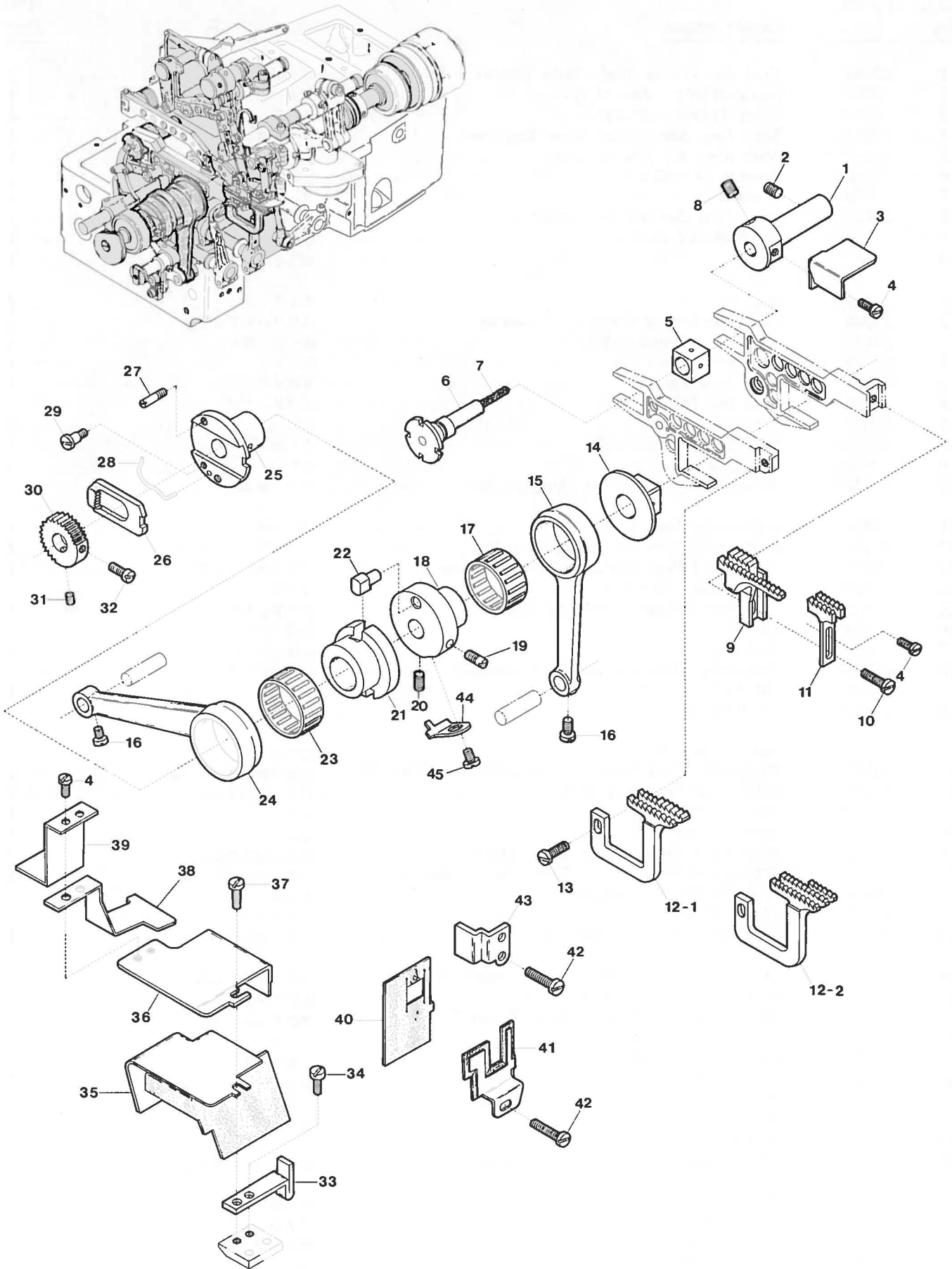




## FEED DRIVING CONTROL MECHANISM

## 前送り調節機構

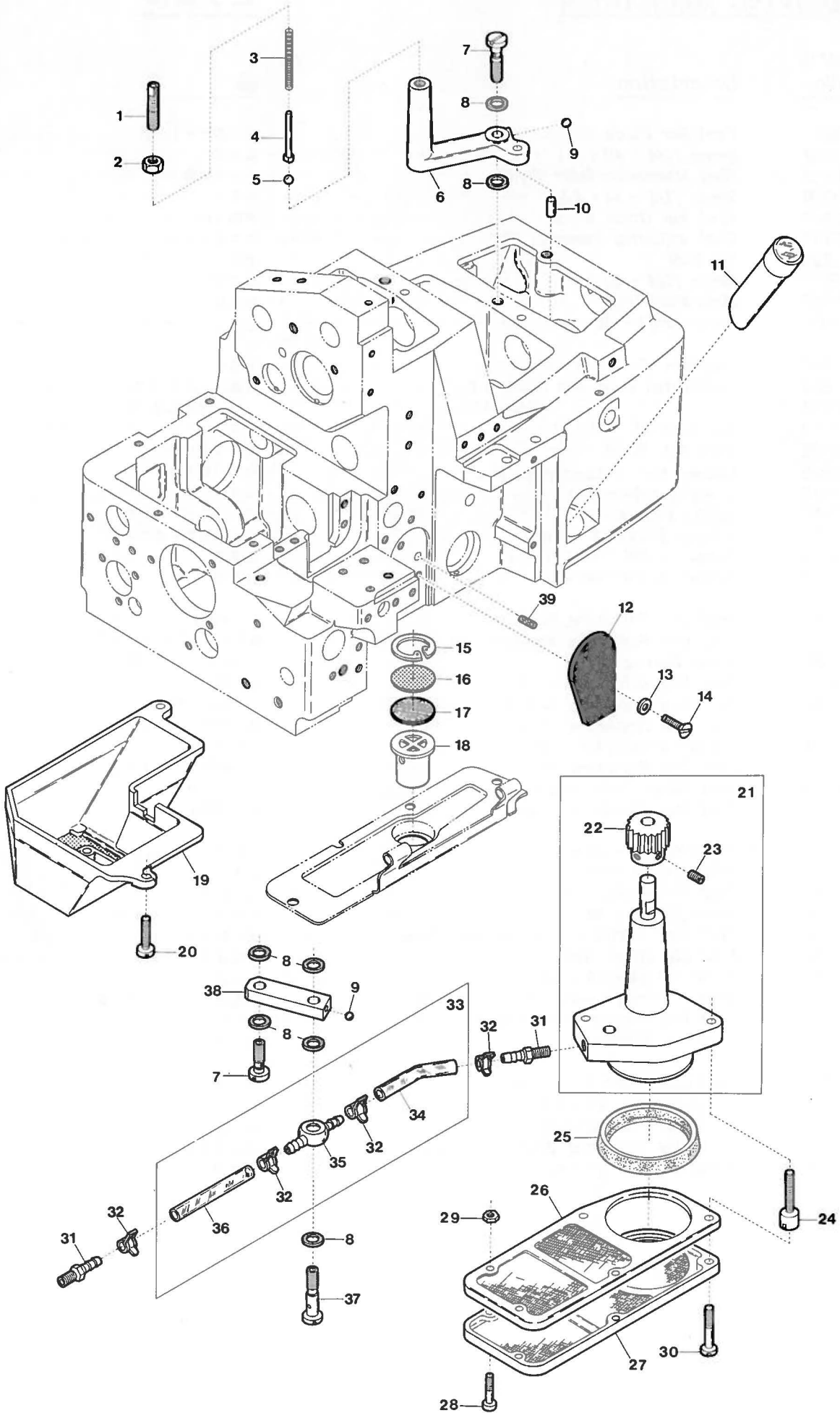
Ref. No.	Parts No.	Description	品名	Amt. Req.
1	32646	Feed Bar Driving Shaft Collar (Right)	送り軸カラー	2
2	5550	Screw (11/64 - 40 x 13.5)	止ネジ	1
3	3638	Screw (11/64 - 40 x 4)	止ネジ	4
4	22588	Main Feed Bar Driving Lever Eccentric	後送り腕エキセン	1
5	22587	Main Feed Bar Driving Lever	後送り腕	1
6	5520	Screw (1/4 - 28 x 16)	止ネジ	2
7	520	Washer	ワッシャ	1
8	20425	Main Feed Bar Driving Connection	後送りリンク	1
9	193	Oil Wick (145mm)	油芯	1
10	755	Pin	油芯止ピン	1
11	451	Nut	ナット	2
12	33098	Feed Bar Driving Connection Bushing	送りリンクブッシュ	2
13	20442	Feed Bar, Complete Set	送り台 (組)	1
14	20426	Differential Feed Bar	前送り台	1
15	20427	Main Feed Bar	後送り台	1
16	33099	Feed Bar Driving Stud	送りリンクピン	2
17	687	Pin	ピン	2
18	22581	Feed Bar Driving Shaft	送り軸	1
19	639	Seal Plug	詰栓	2
20	20447	Differential Feed Rocker, Complete Set	前送り腕 (組)	1
21	20408	Differential Feed Rocker	前送り腕	1
22	20413	Differential Feed Regulating Slide Pin	スライダ	1
23	20414	Differential Feed Regulating Slide Pin Cap	スライダキャップ	1
24	9624	Screw (1/8 - 44 x 5.3)	止ネジ	2
25	22852	Feed Bar Driving Connecting Rod Pin	送りロッドピン	1
26	398	Oil Wick	油芯	1
27	637	Seal Plug	詰栓	2
28	24183	Differential Feed Bar Driving Connection	前送りリンク	1
29	192	Oil Wick (175mm)	油芯	1
30	24184	Oil Wick Holder	油芯押エ	1
31	7616	Screw (1/8 - 44 x 4.2)	止ネジ	1
32	24121	Differential Feed Control Inner Lever, Complete Set	前送り調節リンク (組)	1
33	24120	Differential Feed Control Link	前送り調節リンク	1
34	5512	Screw (11/64 - 40 x 3)	止ネジ	1
35	4100	Screw (11/64 - 40 x 3.2)	止ネジ	1
36	24119	Differential Feed Control Lever (Inner)	前送り調節中レバー	1
37	30228	Differential Feed Control Lever Shaft Collar	前送り調節レバー軸カラー	1
38	9604	Screw (11/64 - 40 x 5.5)	止ネジ	2
39	20436	Thrust Washer	スラストワッシャ	1
40	33118	Differential Feed Control Lever Shaft	前送り調節レバー軸	1
41	20418	Differential Feed Control Lever (Outer)	前送り調節外レバー	1
42	4143	Screw (11/64 - 40 x 3.2)	鎖掛ケネジ	1
43	20421	Differential Feed Control Lever Spring	調節外レバーバネ	1
44	4118	Screw (11/64 - 40 x 8)	止ネジ	1
45	4110	Screw (11/64 - 40 x 7)	バネ掛ケネジ	1
46	24122	Differential Feed Graduations	送り目盛板	1
47	9930	Screw (1/4 - 40 x 17)	止ネジ	1
48	4275	Screw (1/4 - 40 x 17)	止ネジ	1
49	185	Washer	ワッシャ	2
50	20350	Differential Feed Control Lever Stopper	調節外レバーストップ	2
51	669	Washer	ワッシャ	2
52	5049	Screw (M5 - 0.8 x 8)	止ネジ	2
53	4111	Adjusting Screw (11/64 - 40 x 6.5)	調節ネジ	1
54	181	Adjusting Nut	調節ナット	1
55	561	Spring Washer	スプリングワッシャ	1
56	520	Washer	ワッシャ	1
57	340	Nut	ナット	1
58	600	Spring Washer	スプリングワッシャ	2





Ref. No.	Parts No.	Description	品名	Amt. Req.
1	33251	Feed Bar Guide (Rear)	送り台ガイド (後)	1
2	3632	Screw (1/4 - 40 x 10)	止ネジ	1
3	33252	Feed Mechanism Rear Shield	送り台油除ケ	1
4	9730	Screw (1/8 - 44 x 4.5)	止ネジ	4
5	32867	Feed Bar Guide Block	角駒 (小)	1
6	33141	Feed Adjusting Eccentric Pin	エキセンピン	1
7	223	Oil Wick	油芯	1
8	3635	Screw (1/4 - 40 x 6)	止ネジ	1
9	21848	Main Feed Dog	後送り	1
10	7609	Screw (9/64 - 40 x 9.5)	止ネジ	1
11	20441	Auxiliary Feed Dog	小送り	1
12-1	21846	Differential Feed Dog (A3), (A4)	前送り (A3, A4)	1
12-2	21847	" " (A5), (A6)	" (A5, A6)	1
13	4353	Screw (9/64 - 40 x 7)	止ネジ	1
14	20432	Feed Lift Block	角駒 (大)	1
15	20370	Looper Rocker Connecting Rod	ルーバ前後ロッド	1
16	4410	Screw (11/64 - 40 x 5.5)	止ネジ	2
17	33115	Roller Bearing	ニードルベアリング	1
18	21380	Looper Rocker Eccentric	ルーバ前後エキセン	1
19	3405	Screw (11/64 - 40 x 9)	止ネジ	1
20	3434	Screw (11/64 - 40 x 6)	止ネジ	1
21	21381	Feed Dog Regulating Eccentric	送りエキセン	1
22	20401	Feed Dog Regulating Eccentric Pin	送りエキセンピン	1
23	77322	Roller Bearing	ニードルベアリング	1
24	20406	Feed Dog Driving Connecting Rod	送りロッド	1
25	20452	Feed Dog Regulating Control Eccentric	送り調節エキセン	1
26	23473	Feed Dog Regulating Plate	送り調節プレート	1
27	4109	Stopper Screw (1/8 - 44 x 2.5)	ストパネジ	1
28	20454	Feed Dog Regulating Plate Spring	送り調節プレートバネ	1
29	4088	Main Screw (3/32 - 56 x 2.5)	決メネジ	1
30	20455	Feed Dog Regulating Gear	送り調節ギア	1
31	3638	Screw (11/64 - 40 x 4)	止ネジ	1
32	9508	Screw (11/64 - 40 x 7.5)	止ネジ	1
33	20428	Feed Bar Guide (Left)	送り台ガイド	1
34	9853	Screw (11/64 - 40 x 6.5)	止ネジ	1
35	20450	Feed Dog Driving Connecting Rod Cover	送りロッドカバー	1
36	21553	Feed Lift Block Guide	角駒ガイド	1
37	5055	Screw (11/64 - 40 x 8.5)	止ネジ	4
38	21551	Looper Driving Connecting Oil Defender	二重環ルーバリンク油除ケ	1
39	21552	Feed Dog Driving Connecting Rod Cover (Small)	送りロッドカバー (小)	1
40	20430	Feed Bar Shield	送り台シール	1
41	20433	Feed Mechanism Front Shield	送り前カバー	1
42	4440	Screw (11/64 - 40 x 8.3)	止ネジ	3
43	20429	Feed Bar Guide (Right)	送り台ガイド (右)	1
44	21382	Feed Dog Regulating Eccentric Stopper	送りエキセンストッパ	1
45	9932	Screw (11/64 - 40 x 4)	止ネジ	1



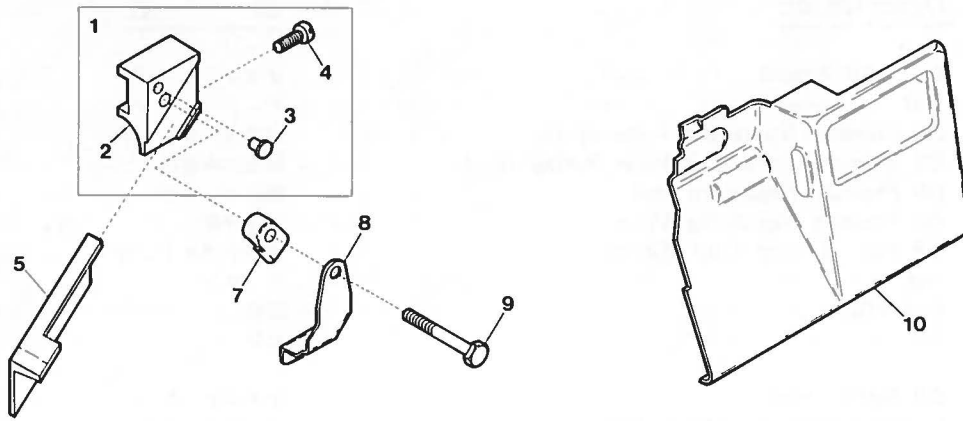


## LUBRICATING MECHANISM

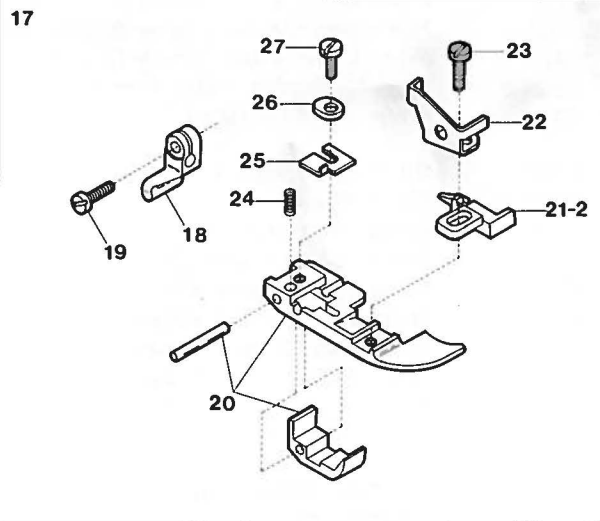
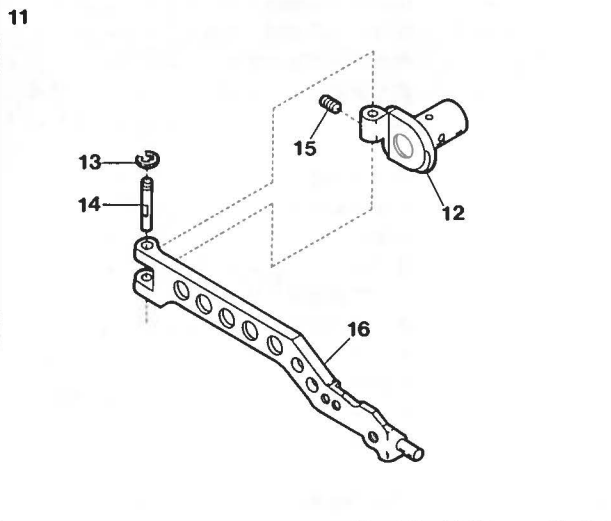
## 給油機構

Ref. No.	Parts No.	Description	品名	Amt. Req.
1	20534	Oil Sight Nozzle	ノズル	1
2	419	Nut	ナット	1
3	30745	Oil Pressure Regulating Valve Spring	調圧弁バネ	1
4	30748	Oil Pressure Regulating Valve Spring Guide	調圧バネ案内ピン	1
5	80503	Oil Pressure Regulating Ball	調圧ボール弁	1
6	20535	Oil Pressure Regulating Valve	調圧弁座	1
7	4124	Oil Tube Fitting Stud (Short)	管継手ボルト (短)	2
8	567	Seal	パッキン	7
9	638	Seal Plug	詰栓	2
10	651	Pin	ピン	1
11	20533	Oil Sight Gauge	オイルゲージ	1
12	20325	Upper Looper Bar Oiling Felt	ルーパフェルト	1
13	538	Washer	ワッシャ	2
14	7619	Screw (9/64 - 40 x 5.3)	止ネジ	2
15	20020	Filter Screen Clamp	前カバー濾過網押エ	1
16	20019	Front Cover Filter Screen	前カバー濾過網	1
17	24166	Front Cover Filter Screen (Coarse Mesh)	前カバー濾過網 (荒目)	1
18	24167	Front Cover Filter Screen Holder	前カバー濾過網受け	1
19	20546	Feed Mechanism Filter Screen	送り濾過網	1
20	9150	Screw (11/64 - 40 x 11)	止ネジ	2
21	20526	Oil Pump, Complete Set	ポンプ (組)	1
22	20520	Worm Wheel	ウォームホイール	1
23	4108	Screw (M5 - 0.8 x 5)	止ネジ	2
24	4276	Screw (11/64 - 40 x 19)	止ネジ	2
25	20530	Pump Filter Screen Sleeve	ポンプ濾過網スリーブ	1
26	20531	Pump Filter Screen (Upper)	ポンプ濾過網 (上)	1
27	20532	Pump Filter Screen (Lower)	ポンプ濾過網 (下)	1
28	4116	Screw (M3 - 0.5 x 17 (12))	止ネジ	3
29	180	Nut	ナット	3
30	9876	Screw (M4 - 0.7 x 18)	止ネジ	2
31	9909	Oil Tube Fitting Nut	パイプ継手	2
32	31809	Oil Tube Clamp	緊束環	4
33	20519	Oil Lubricating Tube, Complete Set	給油パイプ (組)	1
34	31789	Oil Tube (50mm)	給油パイプ (50mm)	1
35	37668	Oil Tube Fitting Two Way	両口管継手	1
36	31788	Oil Tube (47mm)	給油パイプ (47mm)	1
37	4126	Oil Tube Fitting Stud (Long)	管継手ボルト (長)	1
38	20539	Lubricant Guiding Block	給油ブロック	1
39	376	Oil Wick	油芯	1

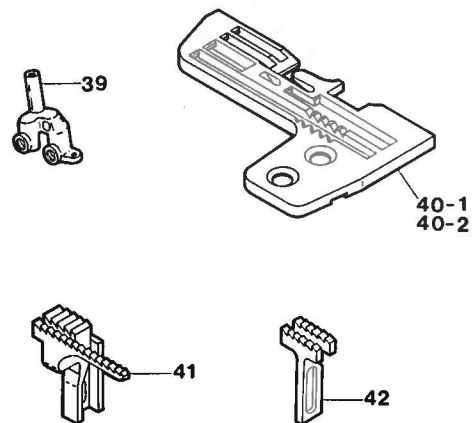
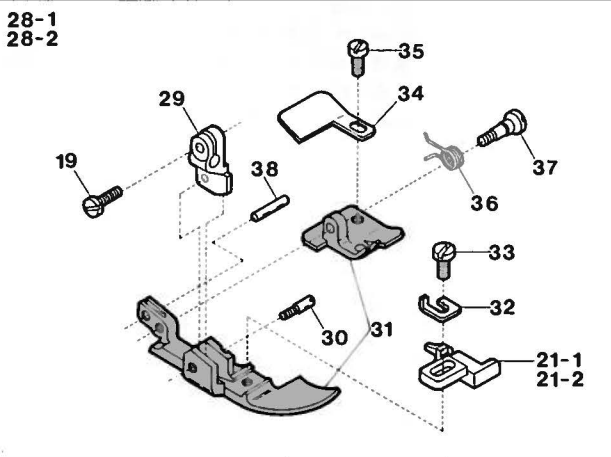
## UPPER KNIFE (Angled Type)



## Z6000-A-3



## Z6000-Y, 6002-Y



## Z6002-A



## Z6002-Y

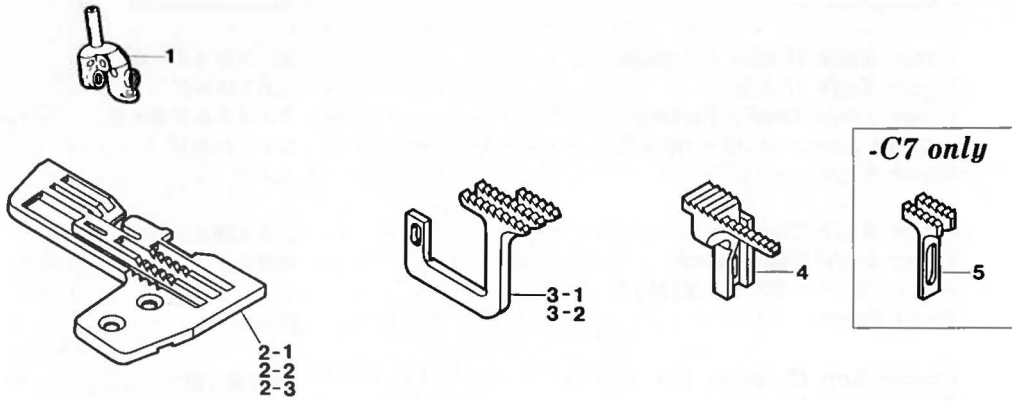




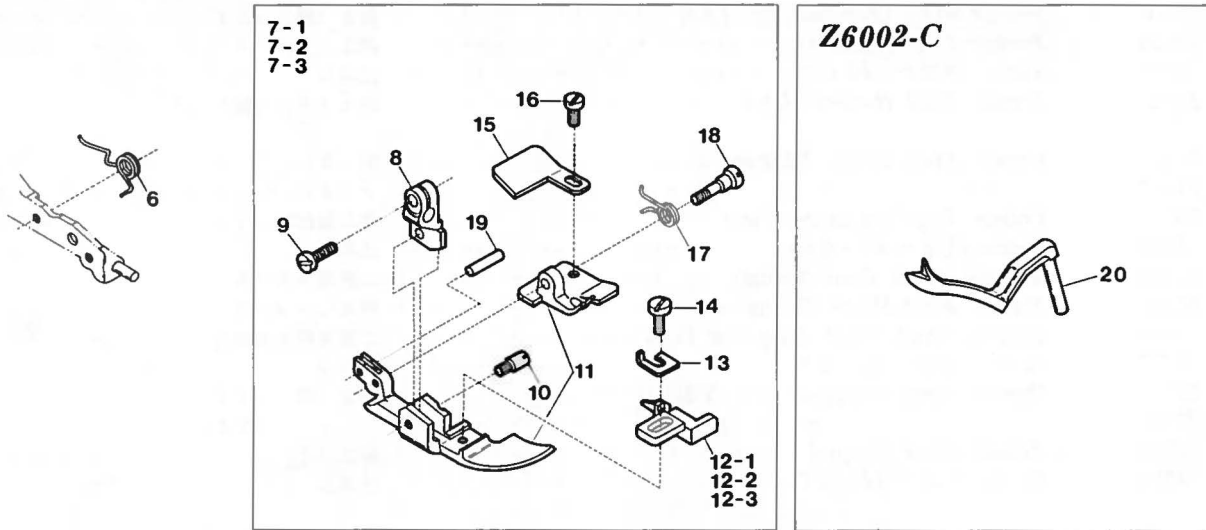
EXCLUSIVE PARTS for UPPER KNIFE (Angled Type), 角メス及び  
Z6000-A-3,-Y and Z6002-A,-Y サブモデル専用部品

Ref. No.	Parts No.	Description	品名	Amt. Req.
1	22198	Upper Knife Holder, Complete Set	上メスホルダ (組)	1
2	22778	Upper Knife Holder	上メスホルダ	1
3	20489	Upper Knife Holder Packing	上メスホルダ埋メ座	1
4	4404	Stopper Screw (3/32 - 56 x 5.1)	ストップネジ	1
5	20491	Upper Knife	上メス	1
6				1
7	20492	Upper Knife Clamp	上メス押エ	1
8	22759	Upper knife Chip Guard	切屑押シ	1
9	4104	Screw (9/64 - 40 x 18.8 (10))	止ネジ	1
10	22749	Front Cover	前カバー	1
11	22268	Presser Arm, Complete Set	押エ腕 (組)	1
12	22255	Presser Arm Hinge	押エ腕ヒンジ	1
13	34293	Retaining Ring	ストップリング	1
14	21018	Presser Arm Hinge Pin	押エ腕ヒンジピン	1
15	3637	Screw (1/8 - 44 x 2.5)	止ネジ	1
16	22253	Presser Arm	押エ腕	1
17	22504	Presser Foot, Complete Set (A4)	押エ (組) (A4)	1
18	22501	Presser Foot (Upper)	押エ (上)	1
19	4351	Screw (9/64 - 40 x 7)	止ネジ	1
20	22503	Presser Foot (Lower) Unit	押エ (下) (組)	1
21-1	21871	Presser Foot Stitch Tongue (3)	爪 (3)	1
21-2	21872	" " (4)	" (4)	1
22	20739	Presser Foot Adjusting Plate	押エ調節板	1
23	4134	Screw (1/8 - 44 x 6.5)	止ネジ	1
24	22499	Double Chain Foot Spring	二重環押エバネ	1
25	20741	Presser Foot Hinge Spring	押エヒンジバネ	1
26	22498	Double Chain Foot Adjusting Plate	二重環押エ調節片	1
27	1225	Screw (1/8 - 44 x 2.8)	止ネジ	1
28-1	22120	Presser Foot, Complete Set (Y3)	押エ (組) (Y3)	1
28-2	22122	" " (Y4)	" (Y4)	1
29	20561	Presser Foot (Upper)	押エ (上)	1
30	4136	Screw (1/8 - 44 x 2.7)	止ネジ	1
31	22119	Presser Foot (Front/Rear) Unit	押エ (前・後) (組)	1
32	20502	Presser Foot Adjusting Plate	押エ調節板	1
33	4131	Screw (1/8 - 44 x 6)	止ネジ	1
34	22156	Presser Foot Chain Shield	空糸押エ	1
35	4141	Screw (3/32 - 56 x 2.1)	止ネジ	1
36	20516	Presser Foot Spring (Small)	押エバネ (小)	1
37	4140	Screw (3/32 - 56 x 3)	止ネジ	1
38	747	Pin	バネ掛ケピン	1
39	21750	Needle Clamp (Y)	針止メ (Y)	1
40-1	22893	Stitch Plate (Y3)	針板 (Y3)	1
40-2	22894	" (Y4)	" (Y4)	1
41	22891	Main Feed Dog	後送り	1
42	22892	Auxiliary Feed Dog	小送り	1
43	21752	Upper Spreader	上スプレダ	1

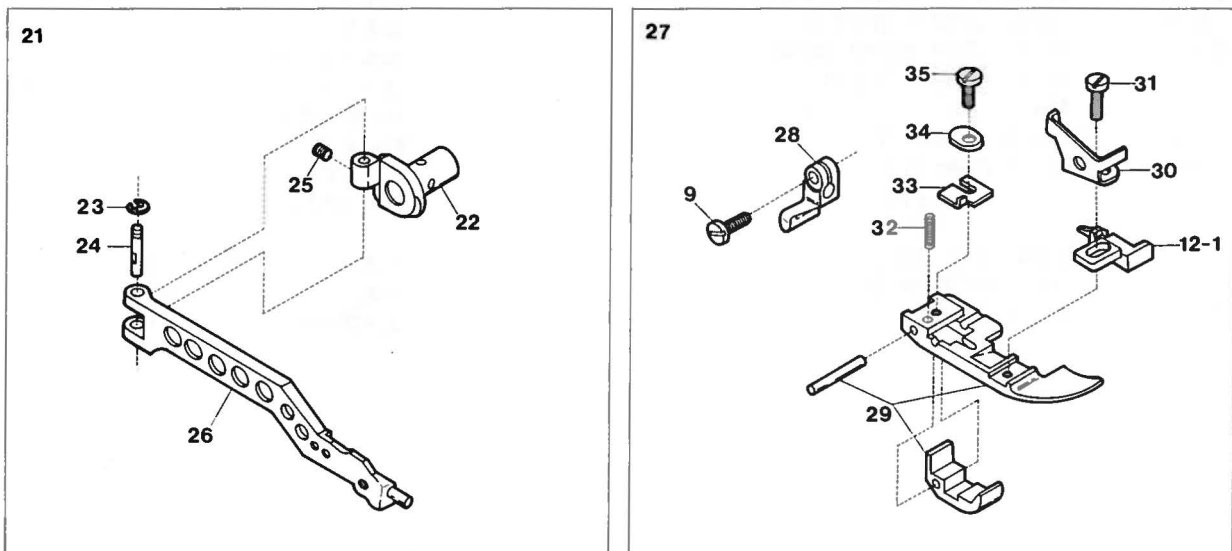
## Z6000-C, 6000-C-3, 6002-C



## Z6000-C, 6002-C



## Z6000-C-3



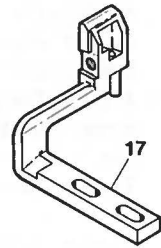
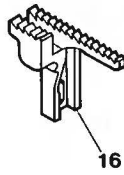
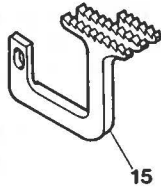
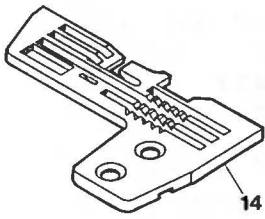
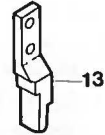
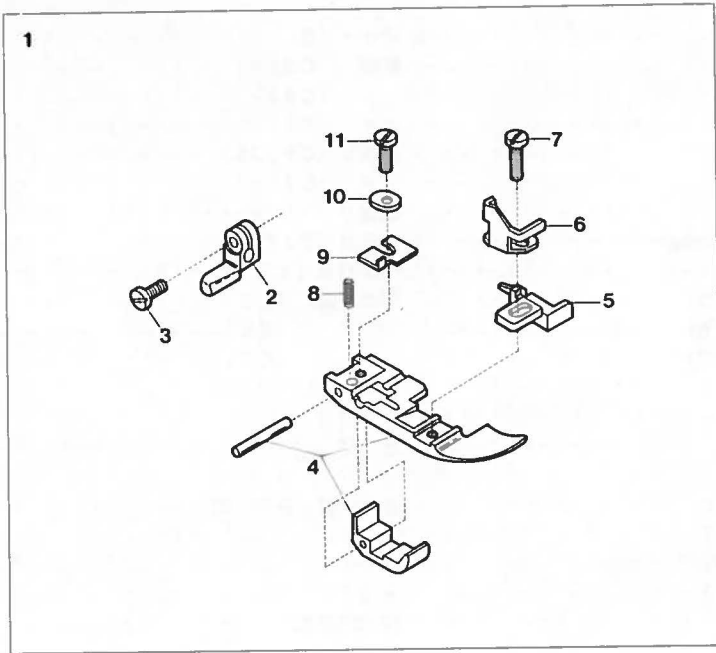
## Z6000-C,-C-3, Z6002-C EXCLUSIVE PARTS

## サブモデル専用部品

Ref. No.	Parts No.	Description	品名	Amt. Req.
1	22831	Needle Clamp (C) . . . . .	針止メ (C) . . . . .	1
2-1	20212	Stitch Plate (C5) . . . . .	針板 (C5) . . . . .	1
2-2	22075	" " (C6) . . . . .	" (C6) . . . . .	1
2-3	20214	" " (C7) . . . . .	" (C7) . . . . .	1
3-1	20460	Differential Feed Dog (C5, C6) . . . . .	前送り (C5, C6) . . . . .	1
3-2	21114	" " " (C7) . . . . .	" (C7) . . . . .	1
4	20461	Main Feed Dog . . . . .	後送り . . . . .	1
5	20462	Auxiliary Feed Dog (for C7 Only) . . . . .	小送り (C7のみ) . . . . .	1
6	20517	Presser Foot Spring (Large) . . . . .	押エバネ (大) . . . . .	1
7-1	22131	Presser Foot, Complete Set (C5) . . . . .	押エ (組) (C5) . . . . .	1
7-2	22133	" " " " (C6) . . . . .	" (C6) . . . . .	1
7-3	22135	" " " " (C7) . . . . .	" (C7) . . . . .	1
8	20570	Presser Foot (Upper) . . . . .	押エ (上) . . . . .	1
9	4351	Screw (9/64 - 40 x 7) . . . . .	止ネジ . . . . .	1
10	4136	Screw (1/8 - 44 x 2.7) . . . . .	止ネジ . . . . .	1
11	21576	Presser Foot (Front/Rear) Unit . . . . .	押エ (前・後) (組) . . . . .	1
12-1	21873	Presser Foot Stitch Tongue (5) . . . . .	爪 (5) . . . . .	1
12-2	21874	" " " " (6) . . . . .	" (6) . . . . .	1
12-3	21875	" " " " (7) . . . . .	" (7) . . . . .	1
13	20576	Presser Foot Adjusting Plate . . . . .	押エ調節板 . . . . .	1
14	4131	Screw (1/8 - 44 x 6) . . . . .	止ネジ . . . . .	1
15	20501	Presser Foot Chain Shield . . . . .	空糸押エ . . . . .	1
16	4141	Screw (3/32 - 56 x 21) . . . . .	止ネジ . . . . .	1
17	20516	Presser Foot Spring (Small) . . . . .	押エバネ (小) . . . . .	1
18	4140	Screw (3/32 - 56 x 3) . . . . .	止ネジ . . . . .	1
19	747	Pin . . . . .	バネ掛ケピン . . . . .	1
20	21752	Upper Spreader . . . . .	上スプレダ . . . . .	1
21	22268	Presser Arm, Complete Set . . . . .	押エ腕 (組) . . . . .	1
22	22255	Presser Arm Hinge . . . . .	押エ腕ヒンジ . . . . .	1
23	34293	Retaining Ring . . . . .	ストップリング . . . . .	1
24	21018	Presser Arm Hinge Pin . . . . .	押エ腕ヒンジピン . . . . .	1
25	3637	Screw (1/8 - 44 x 2.5) . . . . .	止ネジ . . . . .	1
26	22253	Presser Arm . . . . .	押エ腕 . . . . .	1
27	22507	Presser Foot, Complete Set (C5) . . . . .	押エ (組) (C5) . . . . .	1
28	20740	Presser Foot (Upper) . . . . .	押エ (上) . . . . .	1
29	22506	Presser Foot (Lower) Unit . . . . .	押エ (下) (組) . . . . .	1
30	20739	Presser Foot Adjusting Plate . . . . .	押エ調節板 . . . . .	1
31	4134	Screw (1/8 - 44 x 6.5) . . . . .	止ネジ . . . . .	1
32	22499	Double Chain Foot Spring . . . . .	二重環押エバネ . . . . .	1
33	20741	Presser Foot Hinge Spring . . . . .	押エヒンジバネ . . . . .	1
34	22498	Double Chain Foot Adjusting Plate . . . . .	二重環押エ調節片 . . . . .	1
35	1225	Screw (1/8 - 44 x 2.8) . . . . .	止ネジ . . . . .	1

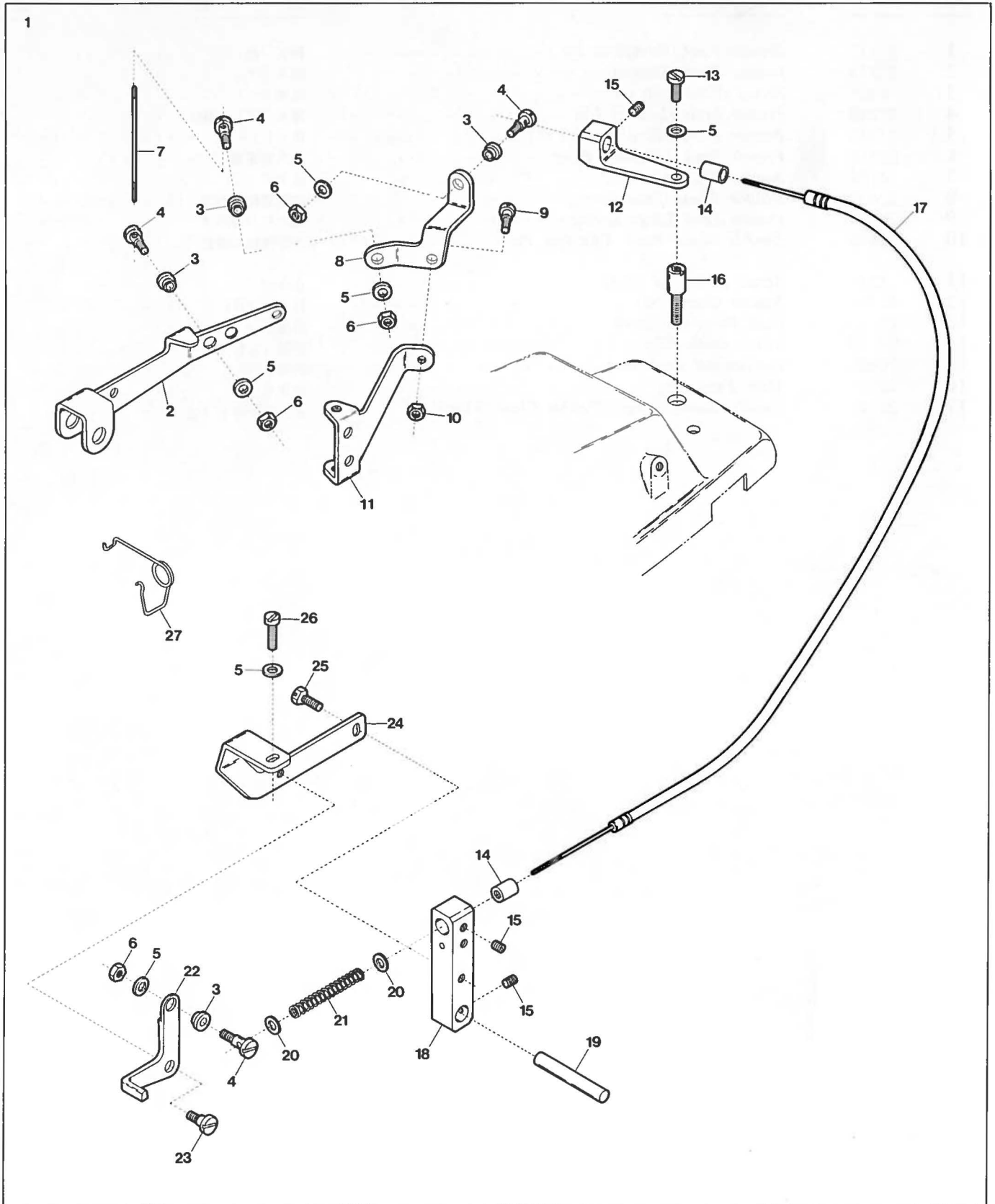


Z6000-G-3



<u>Ref.</u> <u>No.</u>	<u>Parts</u> <u>No.</u>	<u>Description</u>	<u>品 名</u>	<u>Amt.</u> <u>Req.</u>
1	22717	Presser Foot, Complete Set . . . . .	押エ (組) . . . . .	1
2	22713	Presser Foot (Upper) . . . . .	押エ (上) . . . . .	1
3	4351	Screw (9/64 - 40 x 7) . . . . .	止ネジ . . . . .	1
4	22716	Presser Foot (Lower) Unit . . . . .	押エ (下) (組) . . . . .	1
5	21873	Presser Foot Stitch Tongue (5) . . . . .	爪 (5) . . . . .	1
6	22712	Presser Foot Adjusting Plate . . . . .	押エ調節板 . . . . .	1
7	4134	Screw (1/8 - 44 x 6.5) . . . . .	止ネジ . . . . .	1
8	22499	Double Chain Foot Spring . . . . .	二重環押エバネ . . . . .	1
9	22714	Presser Foot Hinge Spring . . . . .	押エヒンジバネ . . . . .	1
10	22498	Double Chain Foot Adjusting Plate . . . . .	二重環押エ調節片 . . . . .	1
11	1225	Screw (1/8 - 44 x 2.8) . . . . .	止ネジ . . . . .	1
12	22715	Needle Clamp (G) . . . . .	針止メ (G) . . . . .	1
13	22720	Dust Proof-off Block . . . . .	防塵ブロック . . . . .	1
14	22710	Stitch Plate (G5) . . . . .	針板 (G5) . . . . .	1
15	20460	Differential Feed Dog . . . . .	前送り . . . . .	1
16	22711	Main Feed Dog . . . . .	後送り . . . . .	1
17	22721	Needle Guard (Rear) (Double Chain Stitch) . . . . .	インタ針受ケ (後) . . . . .	1

Z6005, 6006, 6007(1)



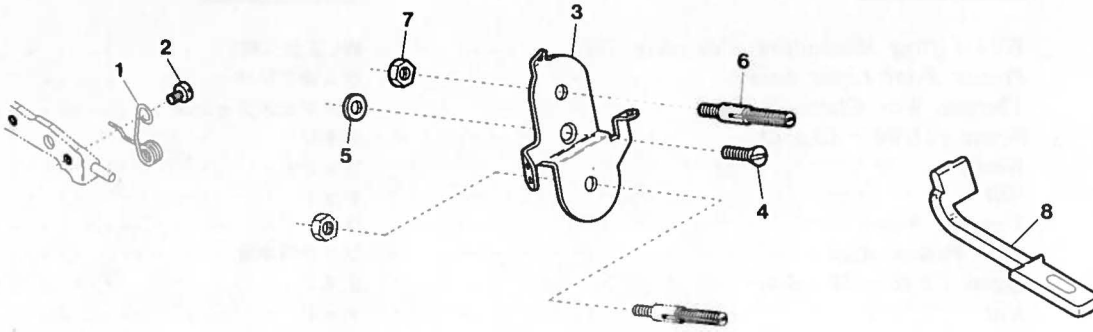


## Z6005, 6006, 6007 EXCLUSIVE PARTS (1)

## サブモデル専用部品(1)

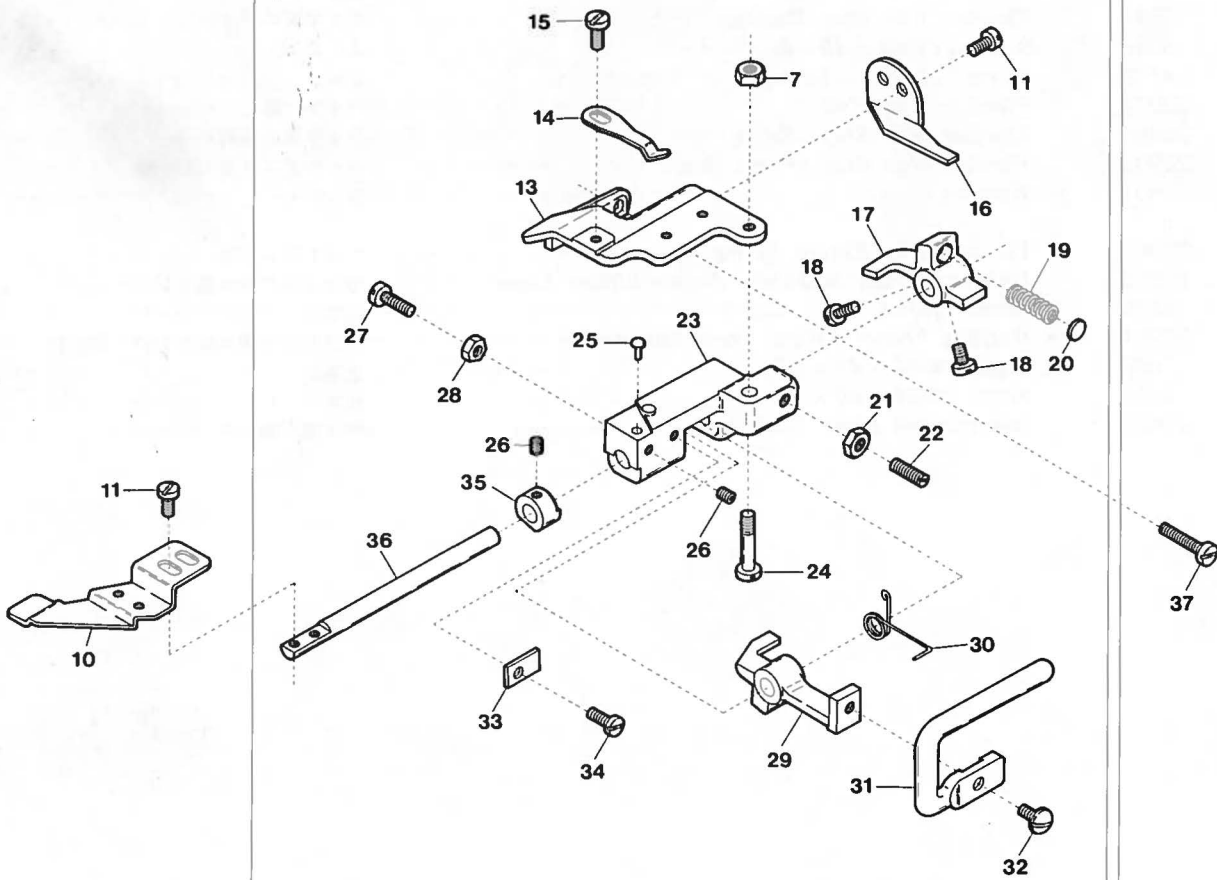
<u>Ref.</u> <u>No.</u>	<u>Parts</u> <u>No.</u>	<u>Description</u>	<u>品 名</u>	<u>Amt.</u> <u>Req.</u>
1	22987	Wire Lifting Mechanism, Complete Set	WL装置 (組)	1
2	22960	Presser Foot Lifter Lever	押エ揚ゲレバー	1
3	34979	Flexible Wire Clamp Bushing	ワイヤ止メブッシュ	4
4	6075	Screw (11/64 - 40 x 6)	止ネジ	4
5	538	Washer	ワッシャ	6
6	334	Nut	ナット	4
7	22971	Flexible Wire	ワイヤ	1
8	22968	Wire Pulling Arm	ワイヤ引キ腕	1
9	6150	Screw (3/16 - 32 x 6.4)	止ネジ	1
10	347	Nut	ナット	1
11	22967	Presser Foot Lifter Lever Stopper	押エ揚ゲストップバ	1
12	22964	Flexible Wire Stay (Rear)	ワイヤ支エ (後)	1
13	1175	Screw (9/64 - 40 x 8)	止ネジ	1
14	22947	Flexible Wire Stay Bushing	ワイヤ支エブッシュ	2
15	3638	Screw (11/64 - 40 x 4)	止ネジ	3
16	4132	Screw (15/32 - 28 x 14)	止ネジ	1
17	22972	Flexible Wire Unit	ワイヤ (組)	1
18	22963	Flexible Wire Stay (Front)	ワイヤ支エ (前)	1
19	22981	Flexible Wire Stay (Front) Shaft	ワイヤ支エ (前)取付軸	1
20	531	Washer	ワッシャ	2
21	22966	Flexible Wire Return Spring	ワイヤ戻シバネ	1
22	22962	Ruffling Presser & Fabric Presser Lifting Lever	ラフリング押エ揚ゲレバー	1
23	4100	Screw (11/64 - 40 x 3.2)	止ネジ	1
24	22961	Ruffling Presser Lifting Lever Support	ラフリング押エ揚ゲレバー取付台	1
25	7605	Screw (9/64 - 40 x 9.5)	止ネジ	1
26	4353	Screw (9/64 - 40 x 7)	止ネジ	1
27	20301	Intermediate Lever Spring	押エ揚ゲ軸バネ	1

## Z6005, 6006, 6007(2)



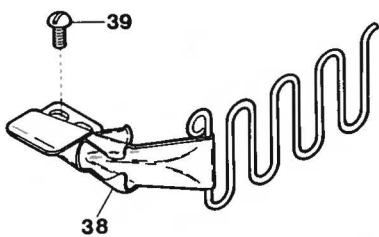
9

12

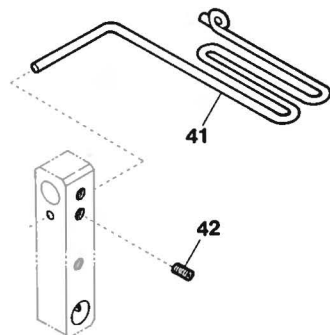
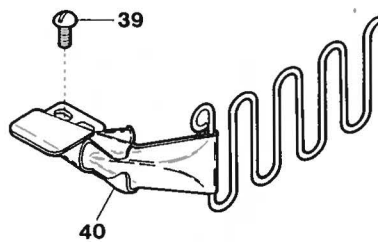


## Z6006, 6007

### Z6006-A, 6007-A



### Z6006-C, 6007-C



## Z6005, 6006, 6007 EXCLUSIVE PARTS (2)

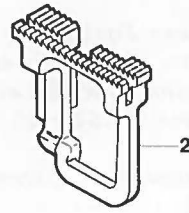
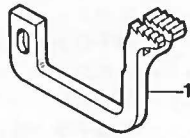
## サブモデル専用部品(2)

Ref. No.	Parts No.	Description	品名	Amt. Req.
1	23108	Presser Foot Spring (Large)	押工バネ (大)	1
2	1222	Screw (1/8 - 44 x 4.8)	止ネジ	1
3	22970	Tension Disc Eyelet for Needle Thread	調子台糸道 (大)	1
4	5345	Screw (11/64 - 40 x 6.3)	止ネジ	1
5	538	Spacer	スペーサ	1
6	4125	Tension Post (Short)	糸調子棒 (短)	1
7	440	Nut	ナット	2
8	23335	Needle Guard (Front) (Overlock Stitch)	オーバ針受ケ (前)	1
9	24461	Ruffling Mechanism, Complete Set (2)	ラフリング装置 (組2)	1
10	20612	Ruffling Presser	ラフリング押工	1
11	5036	Screw (1/8 - 44 x 5.6)	止ネジ	4
12	24460	Ruffling Mechanism, Complete Set (1)	ラフリング装置 (組1)	1
13	20611	Shaft Bracket Holder	ブラケット取付台	1
14	33397	Bracket Spring Plate	ブラケット止メバネ	1
15	7006	Screw (9/64 - 40 x 4)	止ネジ	1
16	20631	Shaft Bracket Support	ブラケット受ケ	1
17	24463	Shaft Lever	ラフリング押工軸レバー	1
18	7302	Screw (9/64 - 40 x 4.2)	止ネジ	2
19	33398	Ruffling Presser Spring	ラフリング押工バネ	1
20	519	Washer	ワッシャ	1
21	355	Lock Nut	ロックナット	1
22	3556	Adjusting Screw (7/32 - 32 x 10.3)	調節ネジ	1
23	20630	Shaft Bracket	ブラケット	1
24	6142	Screw (11/64 - 40 x 6.7)	止ネジ	1
25	632	Pin	ピン	1
26	3637	Screw (1/8 - 44 x 2.5)	止ネジ	2
27	7609	Positioning Screw (9/64 - 40 x 9)	位置決めネジ	1
28	335	Lock Nut	ロックナット	1
29	24462	Swing-out Handle Holder	押工掲げハンドル取付台	1
30	24464	Swing-out Handle Holder Spring	ハンドル取付台バネ	1
31	24466	Swing-out Handle (for Ruffling Presser)	押工掲げハンドル	1
32	4591	Screw (15/64 - 28 x 9.5)	止ネジ	1
33	24465	Swing-out Handle Holder Stopper	ハンドル取付台ストッパ	1
34	5000	Screw (9/64 - 40 x 5.7)	止ネジ	1
35	20616	Stopper Collar	ストッパカラー	1
36	33394	Shaft (for Ruffling Presser & Piping Folder)	ラフリング押工軸	1
37	5043	Screw (11/64 - 40 x 10)	止ネジ	2
38	20686	Folder (A) (Tape Width 20mm)	定規 (A) (テープ幅20mm)	1
39	1330	Screw (9/64 - 40 x 3.8)	止ネジ	2
40	20707	Folder (C) (Tape Width 25mm)	定規 (C) (テープ幅25mm)	1
41	22982	Tape Guide	テープガイド	1
42	3638	Screw (11/64 - 40 x 4)	止ネジ	1

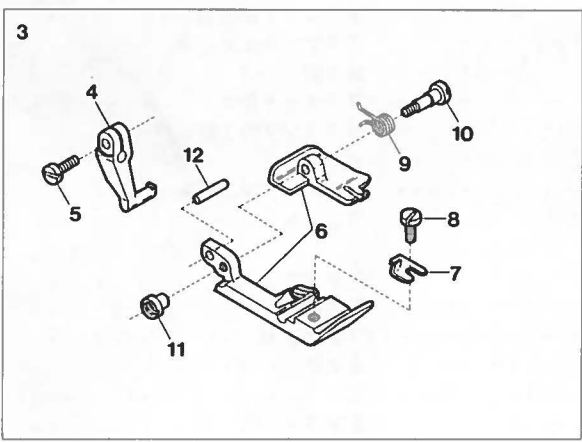


Z6005,6006,6007(3)

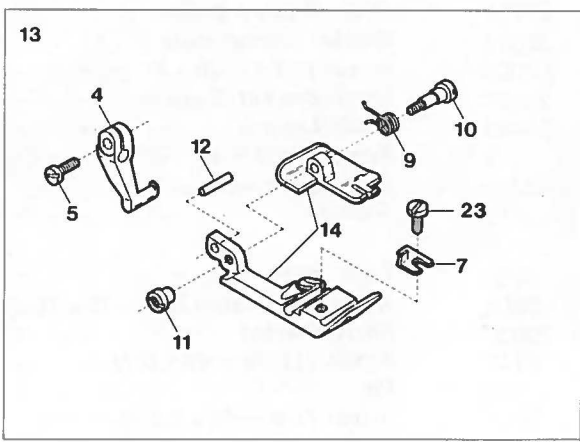
Z6005-A,6006-A,6007-A



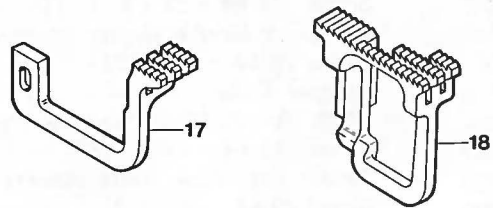
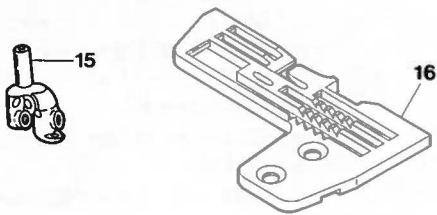
Z6005-A,6007-A



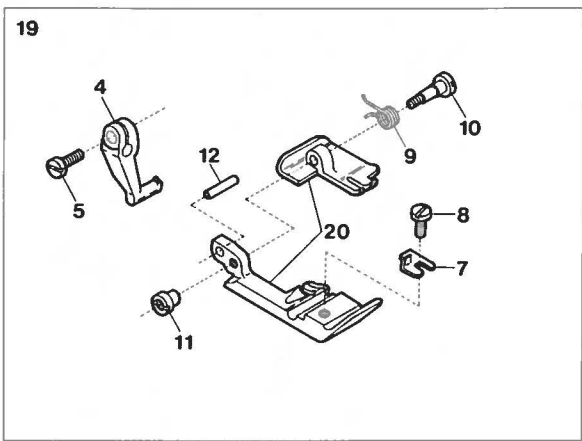
Z6006-A



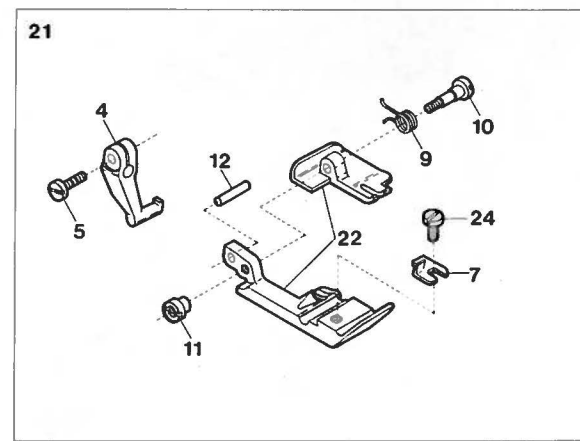
Z6005-C,6006-C,6007-C



Z6005-C,6007-C



Z6006-C

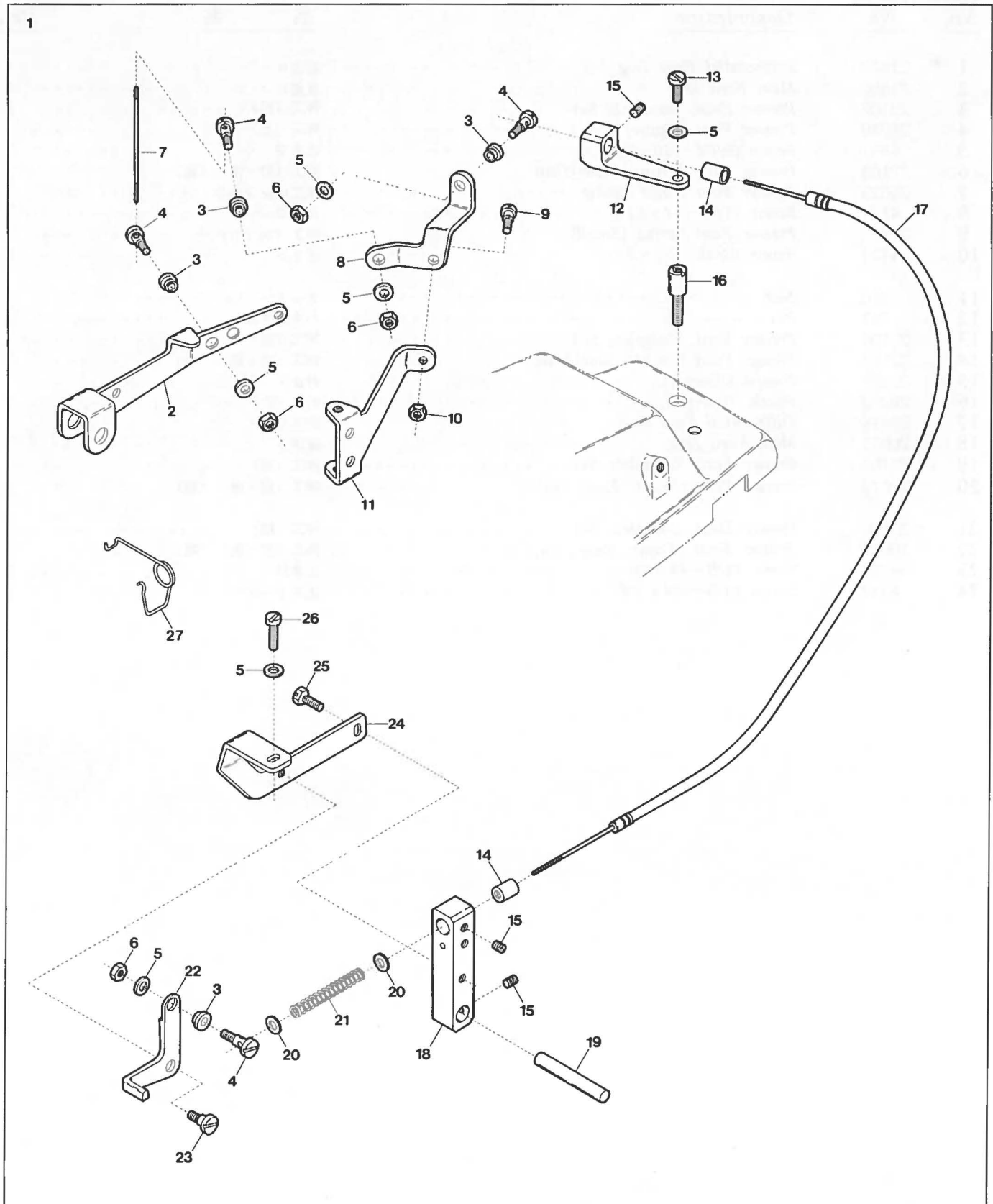


## Z6005, 6006, 6007 EXCLUSIVE PARTS (3)

## サブモデル専用部品(3)

<u>Ref.</u> <u>No.</u>	<u>Parts</u> <u>No.</u>	<u>Description</u>	<u>品 名</u>	<u>Amt.</u> <u>Req.</u>
1	21849	Differential Feed Dog	前送り	1
2	21850	Main Feed Dog	後送り	1
3	23100	Presser Foot, Complete Set	押工(組)	1
4	21938	Presser Foot (Upper)	押工(上)	1
5	4351	Screw (9/64 - 40 x 7)	止ネジ	1
6	22163	Presser Foot (Front / Rear) Unit	押工(前・後)(組)	1
7	20623	Presser Foot Hinge Spring	押工ヒンジバネ	1
8	4131	Screw (1/8 - 44 x 6)	止ネジ	1
9	20516	Presser Foot Spring (Small)	押工バネ(小)	1
10	4128	Screw (3/32 - 56 x 5)	止ネジ	1
11	216	Nut	ナット	1
12	747	Pin	バネ掛ケピン	1
13	23104	Presser Foot, Complete Set	押工(組)	1
14	22167	Presser Foot (Front / Rear) Unit	押工(前・後)(組)	1
15	22831	Needle Clamp (C)	針止メ(C)	1
16	20212	Stitch Plate (C5)	針板(C5)	1
17	20674	Differential Feed Dog	前送り	1
18	20675	Main Feed Dog	後送り	1
19	23102	Presser Foot, Complete Set	押工(組)	1
20	20679	Presser Foot (Front / Rear) Unit	押工(前・後)(組)	1
21	23106	Presser Foot, Complete Set	押工(組)	1
22	20672	Presser Foot (Front / Rear) Unit	押工(前・後)(組)	1
23	4138	Screw (1/8 - 44 x 5)	止ネジ	1
24	4317	Screw (1/8 - 44 x 4.8)	止ネジ	1

Z6018(1)



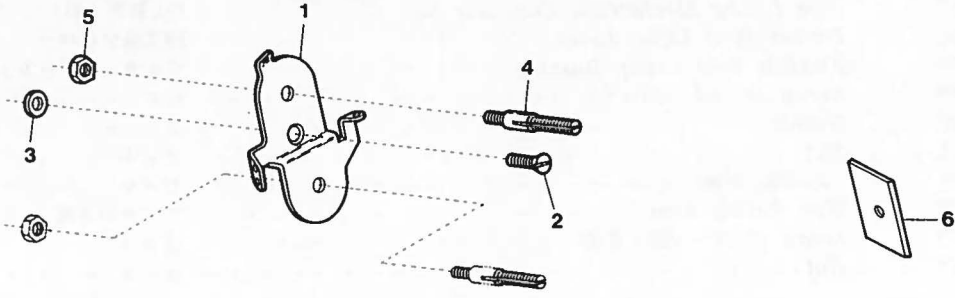


## Z6018 EXCLUSIVE PARTS (1)

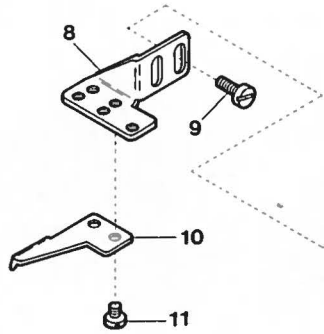
## サブモデル専用部品(1)

<u>Ref. No.</u>	<u>Parts No.</u>	<u>Description</u>	<u>品 名</u>	<u>Amt. Req.</u>
1	22987	Wire Lifting Mechanism, Complete Set	WL装置 (組)	1
2	22960	Presser Foot Lifter Lever	押工揚ゲレバー	1
3	34979	Flexible Wire Clamp Bushing	ワイヤ止メブッシュ	4
4	6075	Screw (11/64-40 x 6)	止ネジ	4
5	538	Washer	ワッシャー	6
6	334	Nut	ナット	4
7	22971	Flexible Wire	ワイヤ	1
8	22968	Wire Pulling Arm	ワイヤ引キ腕	1
9	6150	Screw (3/16-32 x 6.4)	止ネジ	1
10	347	Nut	ナット	1
11	22967	Presser Foot Lifter Lever Stopper	押工揚ゲストップバ	1
12	22964	Flexible Wire Stay (Rear)	ワイヤ支工 (後)	1
13	1175	Screw (9/64-40 x 8)	止ネジ	1
14	22947	Flexible Wire Stay Bushing	ワイヤ支工ブッシュ	2
15	3638	Screw (11/64-40 x 4)	止ネジ	3
16	4132	Screw (15/64-28 x 14)	止ネジ	1
17	22972	Flexible Wire Unit	ワイヤ (組)	1
18	22963	Flexible Wire Stay (Front)	ワイヤ支工 (前)	1
19	22981	Flexible Wire Stay (Front) Shaft	ワイヤ支工 (前) 取付軸	1
20	531	Washer	ワッシャー	2
21	22966	Flexible Wire Return Spring	ワイヤ戻シバネ	1
22	22962	Ruffling Presser & Fabric Presser Lifting Lever	ラフリング押工揚ゲレバー	1
23	4100	Screw (11/64-40 x 3.2)	止ネジ	1
24	22961	Ruffling Presser Lifting Lever Support	ラフリング押工揚ゲレバー取付台	1
25	7605	Screw (9/64-40 x 9.5)	止ネジ	1
26	4353	Screw (9/64-40 x 7)	止ネジ	1
27	20301	Intermediate Lever Spring	押工揚ゲ軸バネ	1

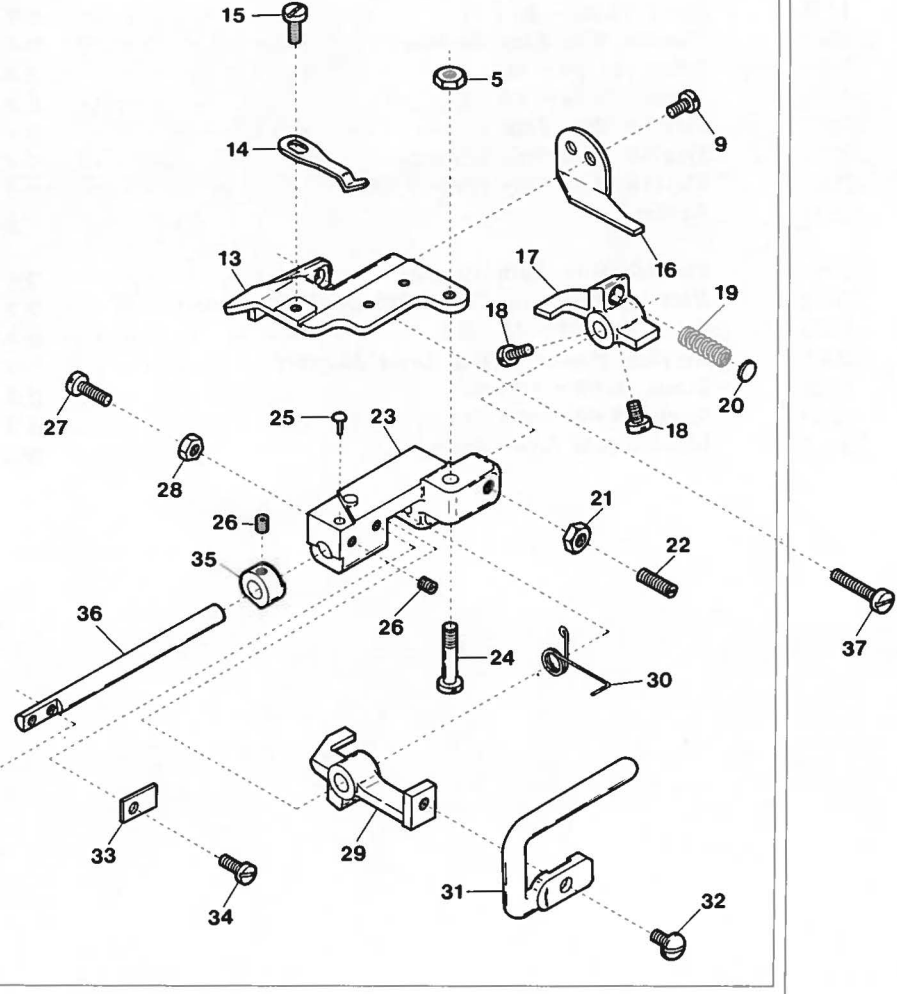
Z6018(2)



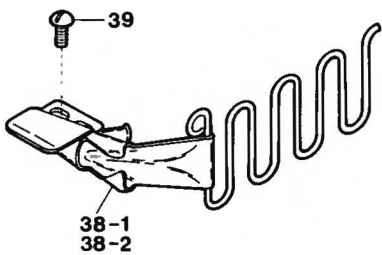
7



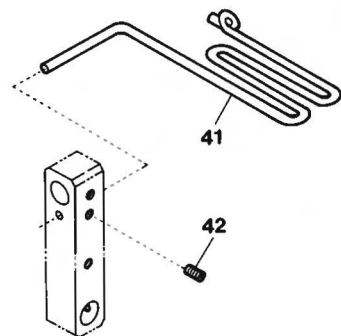
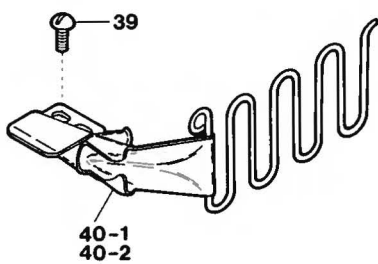
12



Z6018-A



Z6018-C



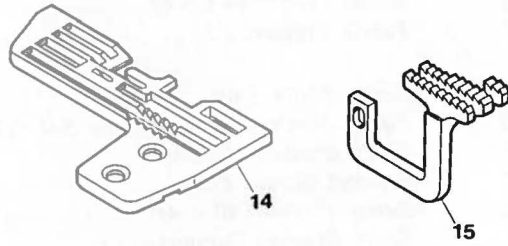
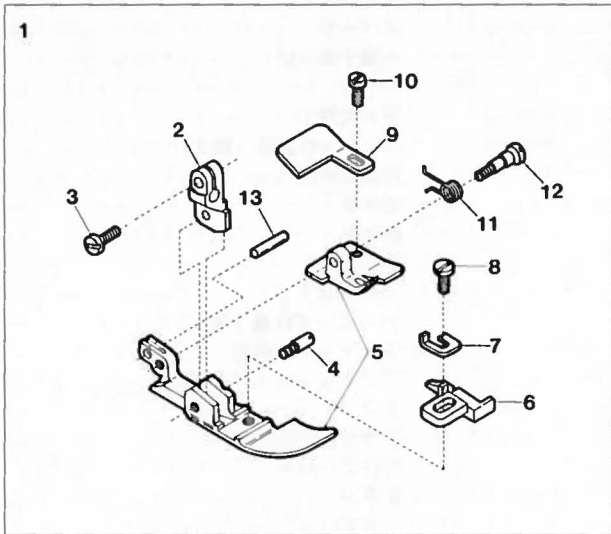
## Z6018 EXCLUSIVE PARTS (2)

## サブモデル専用部品(2)

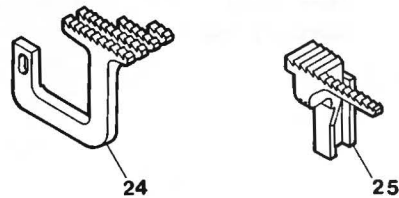
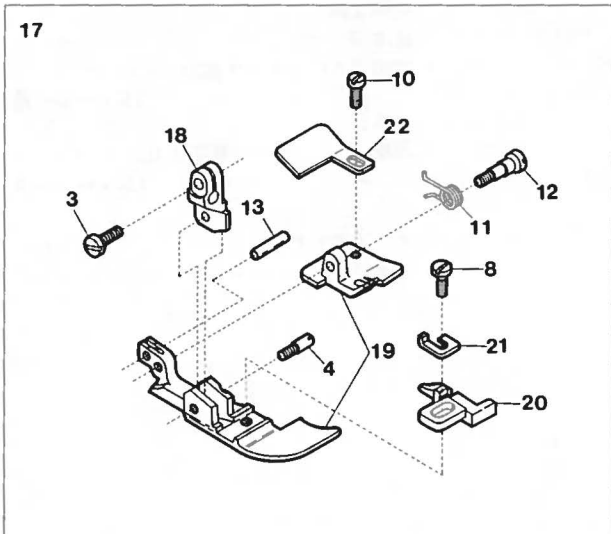
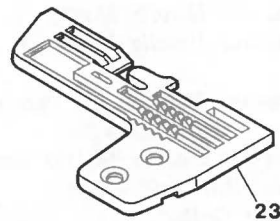
Ref. No.	Parts No.	Description	品名	Amt. Req.
1	22970	Tension Disc Eyelet for Needle Thread	調子台糸道 (大)	1
2	5345	Screw (11/64 - 40 x 6.3)	止ネジ	1
3	538	Spacer	スペーサ	1
4	4125	Tension Post (Short)	糸調子棒 (短)	1
5	340	Nut	ナット	2
6	22974	Lower Knife Clamp	下メス押工	1
7	24471	Piping Mechanism, Complete Set (2)	パイピング装置 (組2)	1
8	22976	Folder Support	定規取付台	1
9	5036	Screw (1/8 - 44 x 5.6)	止ネジ	4
10	22957	Fabric Presser	布押工	1
11	4401	Screw (9/64 - 40 x 3.2)	布押工止ネジ	2
12	24470	Piping Mechanism, Complete Set (1)	パイピング装置 (組1)	1
13	20611	Shaft Bracket Holder	ブラケット取付台	1
14	33397	Bracket Spring Plate	ブラケット止メバネ	1
15	7006	Screw (9/64 - 40 x 4)	止ネジ	1
16	20631	Shaft Bracket Support	ブラケット受ケ	1
17	24463	Shaft Lever	布押工レバー	1
18	7302	Screw (9/64 - 40 x 4.2)	止ネジ	2
19	22977	Fabric Presser Spring	布押工バネ	1
20	519	Washer	ワッシャ	1
21	355	Lock Nut	ロックナット	1
22	3556	Adjusting Screw (7/32 - 32 x 10.3)	調節ネジ	1
23	20630	Shaft Bracket	ブラケット	1
24	6142	Screw (11/64 - 40 x 6.7)	止ネジ	1
25	632	Pin	ピン	1
26	3637	Screw (1/8 - 44 x 2.5)	止ネジ	2
27	7609	Positioning Screw (9/64 - 40 x 9)	位置決めネジ	1
28	335	Lock Nut	ロックナット	1
29	24462	Swing-out Handle Holder	布押工搦ゲハンドル取付台	1
30	24464	Swing-out Handle Holder Spring	ハンドル取付台バネ	1
31	24466	Swing-out Handle (for Fabric Presser)	布押工搦ゲハンドル	1
32	4591	Screw (15/64 - 28 x 9.5)	止ネジ	1
33	24465	Swing-out Handle Holder Stopper	ハンドル取付台ストッパ	1
34	5000	Screw (9/64 - 40 x 5.7)	止ネジ	1
35	20616	Stopper Collar	ストッパカラー	1
36	33394	Shaft (for Fabric Presser)	布押工軸	1
37	5043	Screw (11/64 - 40 x 10)	止ネジ	2
38-1	20686	Folder (A) (Tape Width 20mm)	定規 (A) (テープ幅20ミリ)	1
38-2	20688	" " (for Jersey)	" " (ジャージー用)	1
39	1330	Screw (9/64 - 40 x 3.8)	止ネジ	2
40-1	20707	Folder (C) (Tape Width 25mm)	定規 (C) (テープ幅25ミリ)	1
40-2	20709	" " (for Jersey)	" " (ジャージー用)	1
41	22982	Tape Guide	テープガイド	1
42	3638	Screw (11/64 - 40 x 4)	止ネジ	1



Z6018-A



Z6018-C

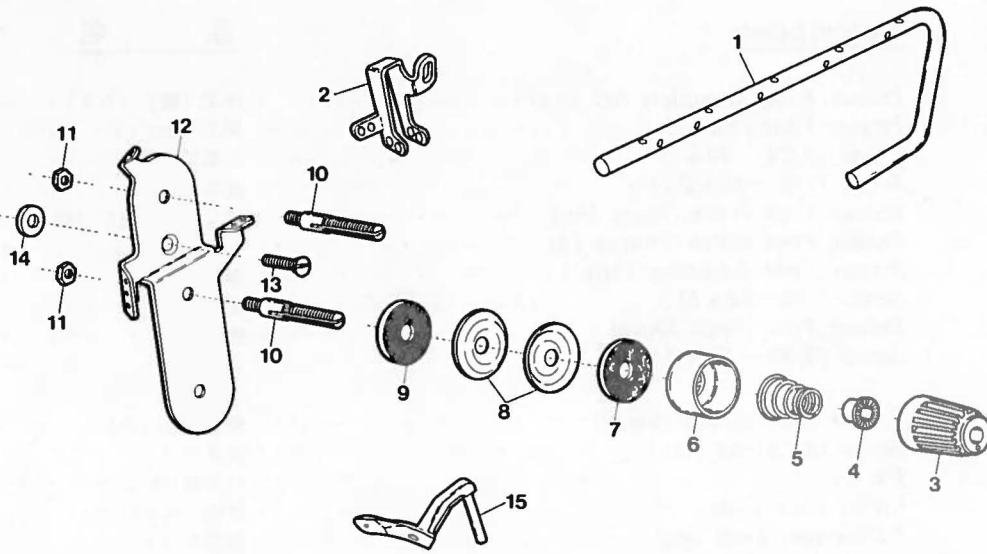


## Z6018 EXCLUSIVE PARTS (3)

## サブモデル専用部品(3)

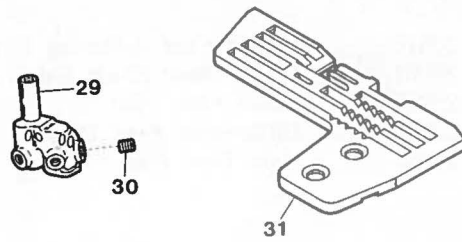
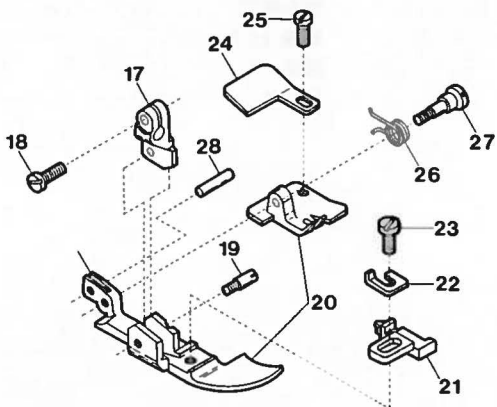
<u>Ref.</u> <u>No.</u>	<u>Parts</u> <u>No.</u>	<u>Description</u>	<u>品 名</u>	<u>Amt.</u> <u>Req.</u>
1	22928	Presser Foot, Complete Set (A4) . . . . .	押工 (組) (A4) . . . . .	1
2	20561	Presser Foot (Upper) . . . . .	押工 (上) . . . . .	1
3	4351	Screw (9/64 - 40 x 7) . . . . .	止ネジ . . . . .	1
4	4136	Screw (1/8 - 44 x 2.7) . . . . .	止ネジ . . . . .	1
5	22927	Presser Foot (Front/Rear) Unit . . . . .	押工 (前・後) (組) . . . . .	1
6	21872	Presser Foot Stitch Tongue (4) . . . . .	爪 (4) . . . . .	1
7	20502	Presser Foot Adjusting Plate . . . . .	押工調節板 . . . . .	1
8	4138	Screw (1/8 - 44 x 5) . . . . .	止ネジ . . . . .	1
9	22156	Presser Foot Chain Shield . . . . .	空糸押工 . . . . .	1
10	4141	Screw (3/32 - 56 x 2.1) . . . . .	止ネジ . . . . .	1
11	20516	Presser Foot Spring (Small) . . . . .	押工バネ (小) . . . . .	1
12	4140	Screw (3/32 - 56 x 3) . . . . .	止ネジ . . . . .	1
13	747	Pin . . . . .	バネ掛ケピン . . . . .	1
14	23296	Stitch Plate (A4) . . . . .	針板 (A4) . . . . .	1
15	23298	Differential Feed Dog . . . . .	前送り . . . . .	1
16	22831	Needle Clamp (C) . . . . .	針止メ (C) . . . . .	1
17	23227	Presser Foot, Complete Set (C5) . . . . .	押工 (組) (C5) . . . . .	1
18	20570	Presser Foot (Upper) . . . . .	押工 (上) . . . . .	1
19	23226	Presser Foot (Front/Rear) Unit . . . . .	押工 (前・後) (組) . . . . .	1
20	21873	Presser Foot Stitch Tongue (5) . . . . .	爪 (5) . . . . .	1
21	20576	Presser Foot Adjusting Plate . . . . .	押工調節板 . . . . .	1
22	20501	Presser Foot Chain Shield . . . . .	空糸押工 . . . . .	1
23	23295	Stitch Plate (C5) . . . . .	針板 (C5) . . . . .	1
24	23297	Differential Feed Dog . . . . .	前送り . . . . .	1
25	20461	Main Feed Dog . . . . .	後送り . . . . .	1

## Z6020-AY,-YX



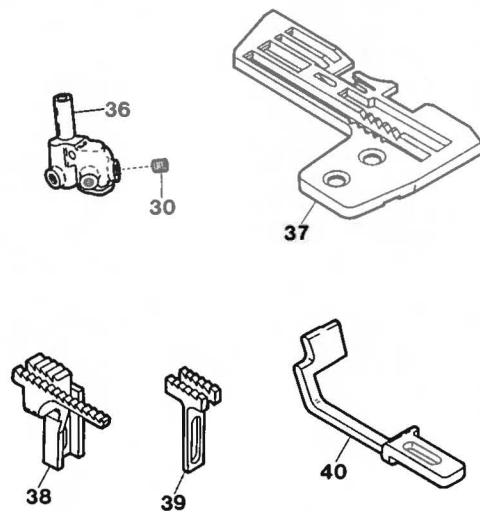
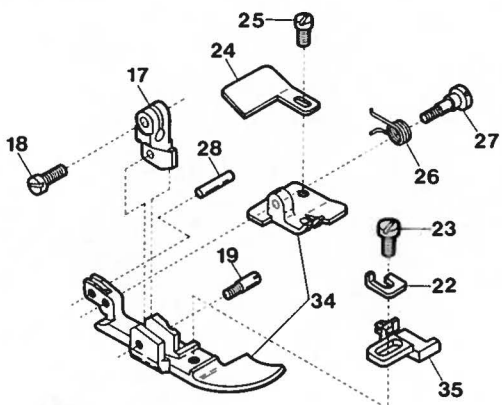
## Z6020-AY

16



## Z6020-YX

33



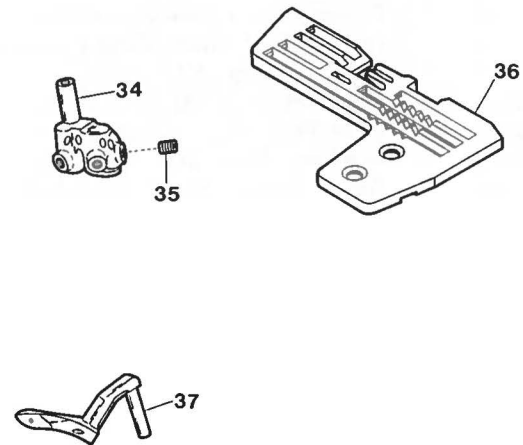
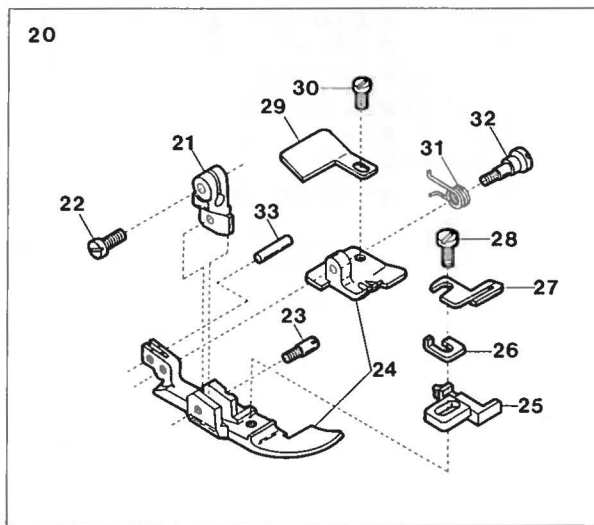
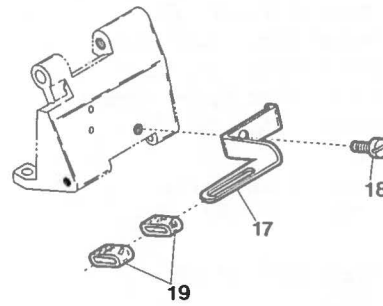
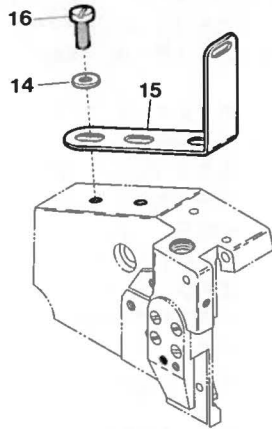
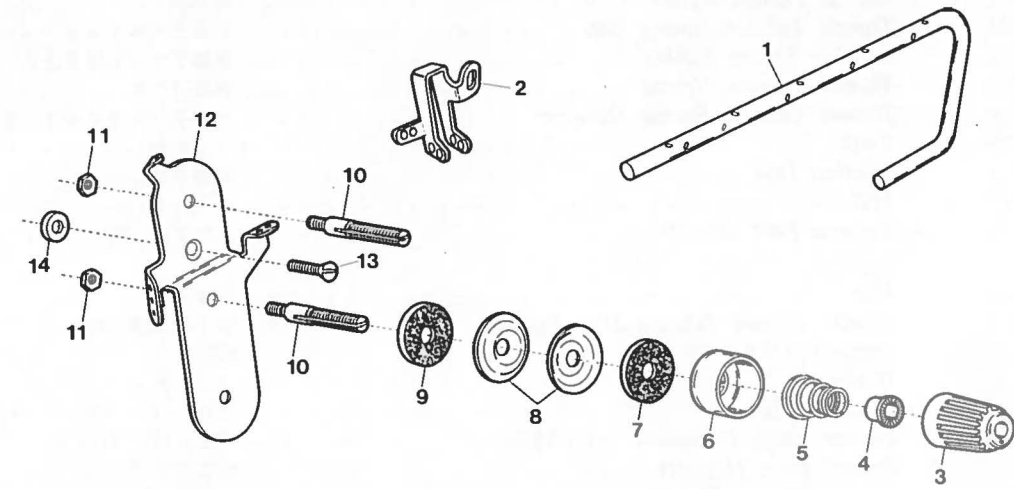


## Z6020 EXCLUSIVE PARTS

## サブモデル専用部品

Ref. No.	Parts No.	Description	品名	Amt. Req.
1	20713	Thread Lead Bar	糸道棒	1
2	23467	Needle Thread Eyelet	針糸道	1
3	20104	Thread Tension Spring Cap	糸調子バネキャップ	1
4	33890	Tension Spring Bushig	糸調子ナット回り止め	1
5	30255	Thread Tension Spring	糸調子バネ	1
6	20118	Thread Tension Spring Retainer	糸調子バネキャップ (下)	1
7	178	Felt	フェルト	1
8	31111	Tension Disc	糸調子皿	2
9	177	Felt	フェルト	1
10	4125	Tension Post (Short)	糸調子棒 (短)	1
11	340	Nut	ナット	2
12	20712	Needle Thread Tension Disc Eyelet	調子台糸道 (大)	1
13	9127	Screw (11/64 - 40 x 8)	止ネジ	1
14	538	Washer	ワッシャ	1
15	21754	Upper Looper	上ルーバ	1
16	22175	Presser Foot, Complete Set (AY6)	押工 (組) (AY6)	1
17	20561	Presser Foot (Upper)	押工 (上)	1
18	4351	Screw (9/64 - 40 x 7)	止ネジ	1
19	4136	Screw (1/8 - 44 x 2.7)	止ネジ	1
20	22084	Presser Foot (Front/Rear) Unit	押工 (前・後) (組)	1
21	21865	Presser Foot Stitch Tongue (Y6)	爪 (Y6)	1
22	20502	Presser Foot Adjusting Plate	押工調節板	1
23	4131	Screw (1/8 - 44 x 6)	止ネジ	1
24	22156	Presser Foot Chain Shield	空糸押工	1
25	4141	Screw (3/32 - 56 x 2.1)	止ネジ	1
26	20516	Presser Foot Spring (Small)	押工バネ (小)	1
27	4140	Screw (3/32 - 56 x 3)	止ネジ	1
28	747	Pin	バネ掛ケピン	1
29	21749	Needle Clamp (AY)	針止め	1
30	3637	Screw (1/8 - 44 x 2.5)	止ネジ	1
31	21820	Stitch Plate (AY6)	針板 (AY6)	1
32				
33	22177	Presser Foot, Complete Set (YX4)	押工 (組) (YX4)	1
34	22119	Presser Foot (Front/Rear) Unit	押工 (前・後) (組)	1
35	21870	Presser Foot Stitch Tongue (X4)	爪 (X4)	1
36	21747	Needle Clamp (YX)	針止め (YX)	1
37	22899	Stitch Plate (YX4)	針板 (YX4)	1
38	22891	Main Feed Dog	後送り	1
39	22892	Auxiliary Feed Dog	小送り	1
40	23334	Needle Guard (Front) (Overlock Stitch)	オーバ針受ケ (前)	1

Z6025-AY



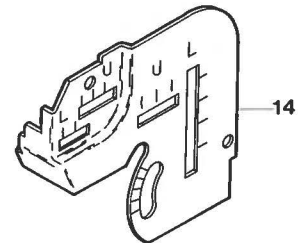
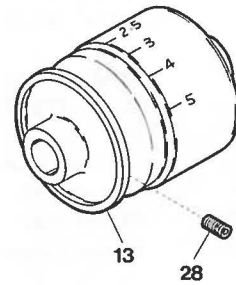
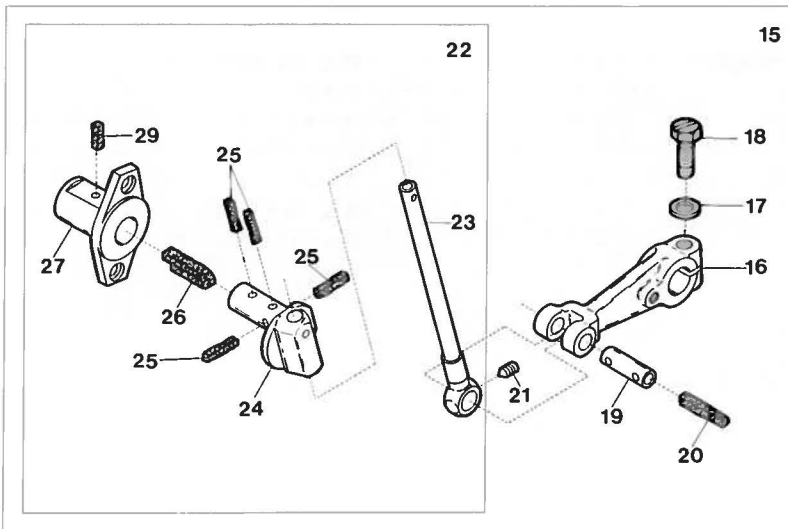
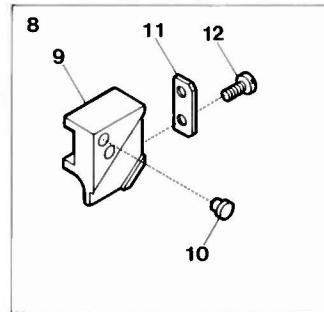
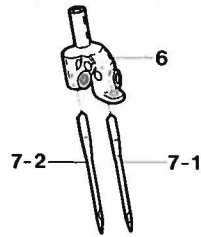
## Z6025-AY6 EXCLUSIVE PARTS

## サブモデル専用部品

<u>Ref. No.</u>	<u>Parts No.</u>	<u>Description</u>	<u>品名</u>	<u>Amt. Req.</u>
1	20713	Thread Lead Bar	糸道棒	1
2	23467	Needle Thread Eyelet	針糸道	1
3	20104	Thread Tension Spring Cap	糸調子バネキャップ	1
4	33890	Tension Spring Bushing	糸調子ナット回り止メ	1
5	30255	Thread Tension Spring	糸調子バネ	1
6	20118	Thread Tension Spring Retainer	糸調子バネキャップ (下)	1
7	178	Felt	フェルト	1
8	31111	Tension Disc	糸調子皿	2
9	177	Felt	フェルト	1
10	4125	Tension Post (Short)	糸調子棒 (短)	1
11	340	Nut	ナット	2
12	20712	Needle Thread Tension Disc Eyelet	調子台糸道 (大)	1
13	9127	Screw (11/64 - 40 x 8)	止ネジ	1
14	538	Washer	ワッシャー	3
15	22248	Tape Guide (Upper)	テープガイド (上)	1
16	9150	Screw (11/64 - 40 x 11)	止ネジ	2
17	22249	Tape Guide (Lower)	テープガイド (下)	1
18	1203	Screw (9/64 - 40 x 4.5)	止ネジ	1
19	33738	Tape Guide Tube	テープ支工	2
20	22159	Presser Foot, Complete Set (AY6)	押工 (組) (AY6)	1
21	20561	Presser Foot (Upper)	押工 (上)	1
22	4351	Screw (9/64 - 40 x 7)	止ネジ	1
23	4136	Screw (1/8 - 44 x 2.7)	止ネジ	1
24	22158	Presser Foot (Front/Rear) Unit	押工 (前・後) (組)	1
25	21867	Presser Foot Stitch Tongue	爪	1
26	20502	Presser Foot Adjusting Plate	押工調節板	1
27	20733	Presser Foot Tape Guide	押工テープガイド	1
28	4134	Screw (1/8 - 44 x 6.5)	止ネジ	1
29	22156	Presser Foot Chain Shield	空糸押工	1
30	4141	Screw (3/32 - 56 x 2.1)	止ネジ	1
31	20516	Presser Foot Spring (Small)	押工バネ (小)	1
32	4140	Screw (3/32 - 56 x 3)	止ネジ	1
33	747	Pin	バネ掛ケピン	1
34	21749	Needle Clamp (AY)	針止メ (AY)	1
35	3637	Screw (1/8 - 44 x 2.5)	止ネジ	1
36	21820	Stitch Plate (AY6)	針板 (AY6)	1
37	21754	Upper Looper	上ルーバ	1



Z6100-C,6100-C-10,6102-C,6102-C-10(1)

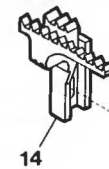
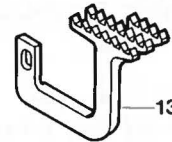
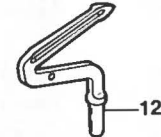
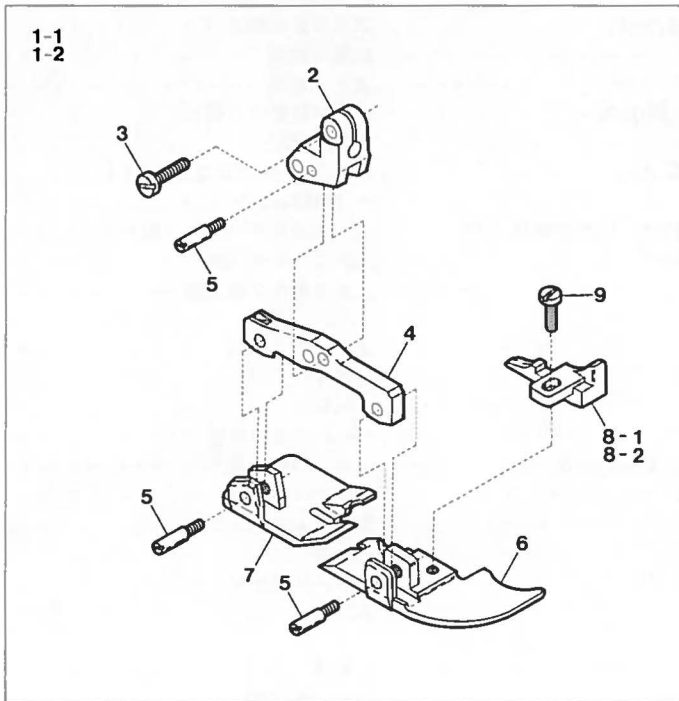


## Z6100,-10・Z6102,-10 EXCLUSIVE PARTS (1)

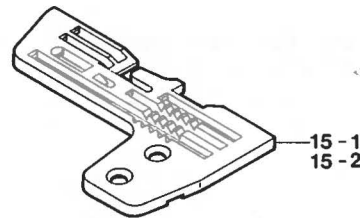
## サブモデル専用部品(1)

<u>Ref.</u> <u>No.</u>	<u>Parts</u> <u>No.</u>	<u>Description</u>	<u>品 名</u>	<u>Amt.</u> <u>Req.</u>
1	22551	Needle Guide Bar Holder	針案内棒ホルダ	1
2	22569	Tension Spring (Double Chain Stitch)	二重環針糸調子バネ	1
3	22550	Needle Driving Shaft Lever	針振り軸腕	1
4	26263	Upper Knife Driving Lever	上メス軸腕	1
5	22593	Needle Guard (Rear) (Overlock Stitch)	オーバ針受ケ(後)	1
6	22234	Needle Clamp Unit	針止メ(組)	1
7-1	—	Needle (System: DC — K21 or DC × 1)	針 (DC—K21又はDC×1)	1
7-2	—	" (System: DM × 13)	" (DM×13)	1
8	22199	Upper Knife Holder (Angled Type), Complete Set	上メスホルダ(角)(組)	1
9	22779	Upper Knife Holder (Angled Type)	上メスホルダ(角)	1
10	20489	Upper Knife Holder Packing	上メスホルダ埋メ座	1
11	22559	Upper Knife Stopper	上メスストッパ	1
12	4404	Screw (3/32 — 56 × 5.1)	止ネジ	2
13	22579	Pulley Unit	プーリ	1
14	22562	Looper Thread Eyelet Support	ルーバ糸道取付板	1
15	22567	Upper Looper Bar Driving Arm, Complete Set	上ルーバ腕(組)	1
16	22554	Upper Looper Bar Driving Arm	上ルーバ腕	1
17	520	Washer	ワッシャ	1
18	5522	Screw (1/4 — 28 × 18.5)	止ネジ	1
19	20331	Upper Looper Bar Driving Arm Pin	上ルーバ腕ピン	1
20	278	Oil Wick	油芯	1
21	3313	Screw (1/8 — 44 × 3.4)	止ネジ	1
22	22566	Upper Looper Bar, Complete Set	ルーバ棒(組)	1
23	21704	Upper Looper Bar	ルーバ棒	1
24	20320	Upper Looper Bar Guide	ルーバ案内	1
25	171	Oil Wick	油芯	4
26	203	Oil Wick	油芯	1
27	22854	Upper Looper Bar Guide Bushing	ルーバ案内ブッシュ	1
28	3632	Screw (1/4 — 40 × 10)	止ネジ	2
29	243	Oil Wick	油芯	1

**Z6100-C, 6100-C-10, 6102-C, 6102-C-10(2)**



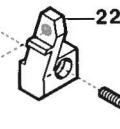
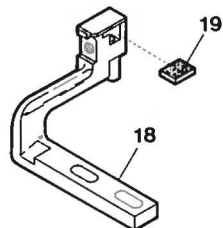
**Z6100-C, 6100-C-10**



**Z6102-C, 6102-C-10**



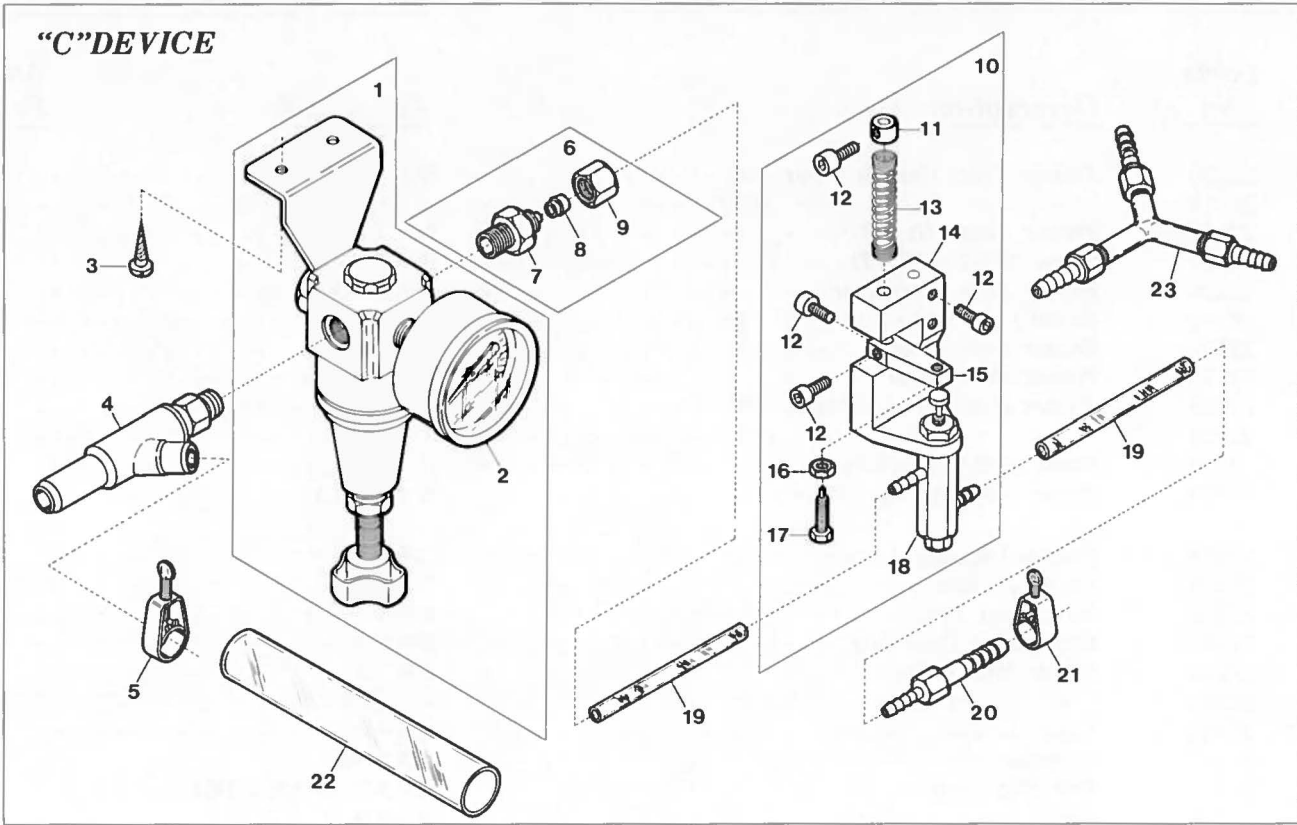
**Z6100-C-10, 6102-C-10**



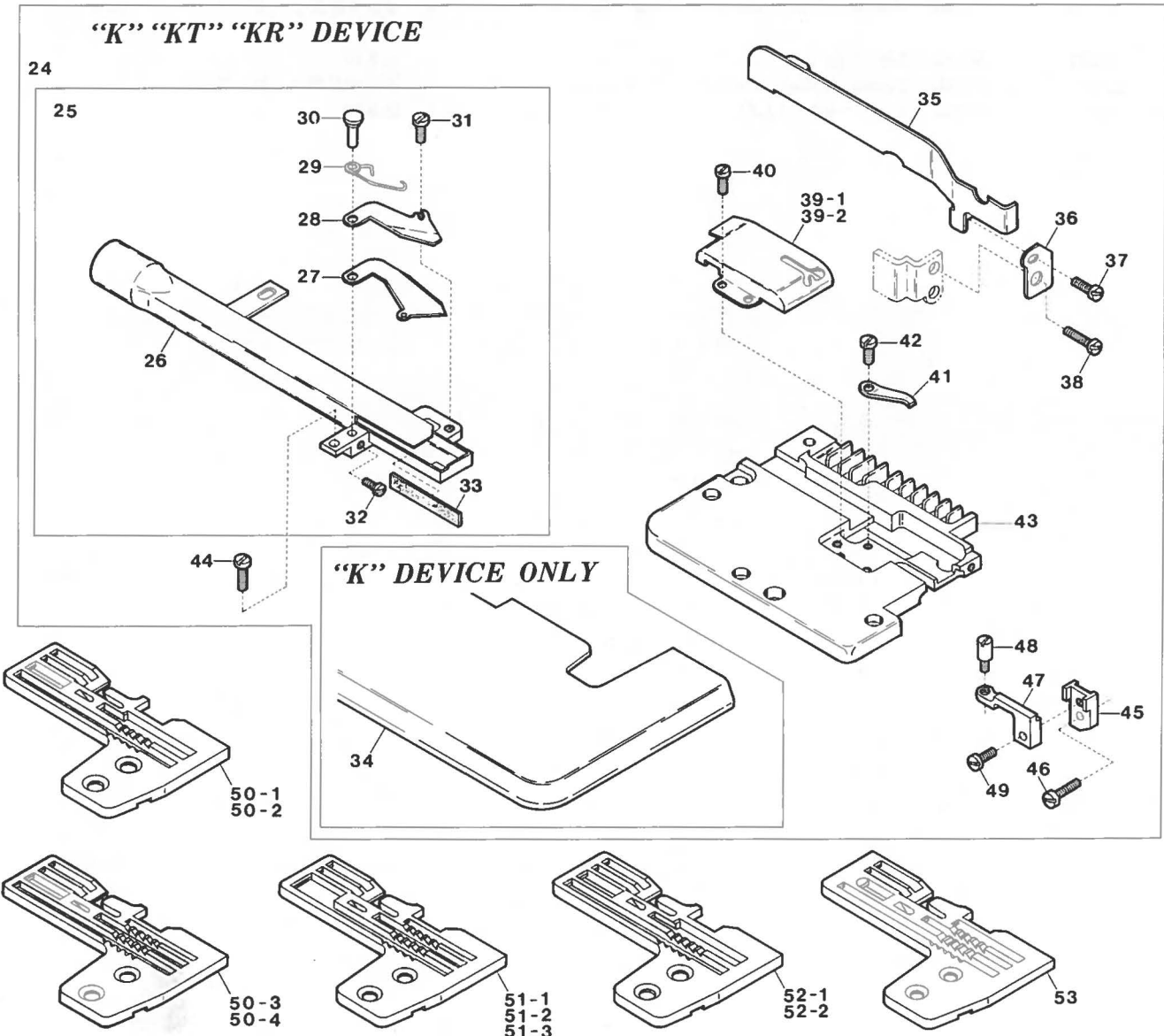


<u>Ref.</u> <u>No.</u>	<u>Parts</u> <u>No.</u>	<u>Description</u>	<u>品 名</u>	<u>Amt.</u> <u>Req.</u>
1-1	22230	Presser Foot, Complete Set (C5) . . . . .	押工 (組) (C5) . . . . .	1
1-2	22218	" " " " (C7) . . . . .	" (C7) . . . . .	1
2	22225	Presser Foot (Upper) . . . . .	押工 (上) . . . . .	1
3	4351	Screw (9/64 - 40 x 7) . . . . .	止ネジ . . . . .	1
4	22226	Presser Foot Connector . . . . .	押工連結桿 . . . . .	1
5	4149	Screw (1/8 - 44 x 2) . . . . .	止ネジ . . . . .	3
6	22227	Presser Foot (Front) . . . . .	押工 (前) . . . . .	1
7	22228	Presser Foot (Rear) . . . . .	押工 (後) . . . . .	1
8-1	22224	Presser Foot Stitch Tongue (C5) . . . . .	爪 (C5) . . . . .	1
8-2	22237	" " " " (C7) . . . . .	" (C7) . . . . .	1
9	9730	Screw (1/8 - 44 x 4.5) . . . . .	止ネジ . . . . .	1
10	22229	Presser Foot Spring (Large) . . . . .	押工バネ (大) . . . . .	1
11	20577	Double Chaining Looper . . . . .	二重環ルーバ . . . . .	1
12	21757	Lower Looper . . . . .	下ルーバ . . . . .	1
13	22222	Main Feed Dog . . . . .	後送り . . . . .	1
14	22223	Differential Feed Dog . . . . .	前送り . . . . .	1
15-1	22220	Stitch Plate (C5) . . . . .	針板 (C5) . . . . .	1
15-2	22235	" " (C7) . . . . .	" (C7) . . . . .	1
16	21756	Upper Looper . . . . .	上ルーバ . . . . .	1
17	21752	Spreader . . . . .	上スプレダ . . . . .	1
18	22574	Felt Stay Unit . . . . .	インタフェルト支工 (組) . . . . .	1
19	219	Felt . . . . .	フェルト . . . . .	1
20	22578	Needle Guard (Rear) (Double Chain Stitch) . . . . .	インタ針受ケ (後) . . . . .	1
21	4131	Screw (1/8 - 44 x 6) . . . . .	止ネジ . . . . .	1
22	22577	Needle Guard (Rear) Holder . . . . .	インタ針受ケ (後) 取付台 . . . . .	1
23	4352	Screw (9/64 - 40 x 11.3) . . . . .	止ネジ . . . . .	1

**"C" DEVICE**



**"K" "KT" "KR" DEVICE**





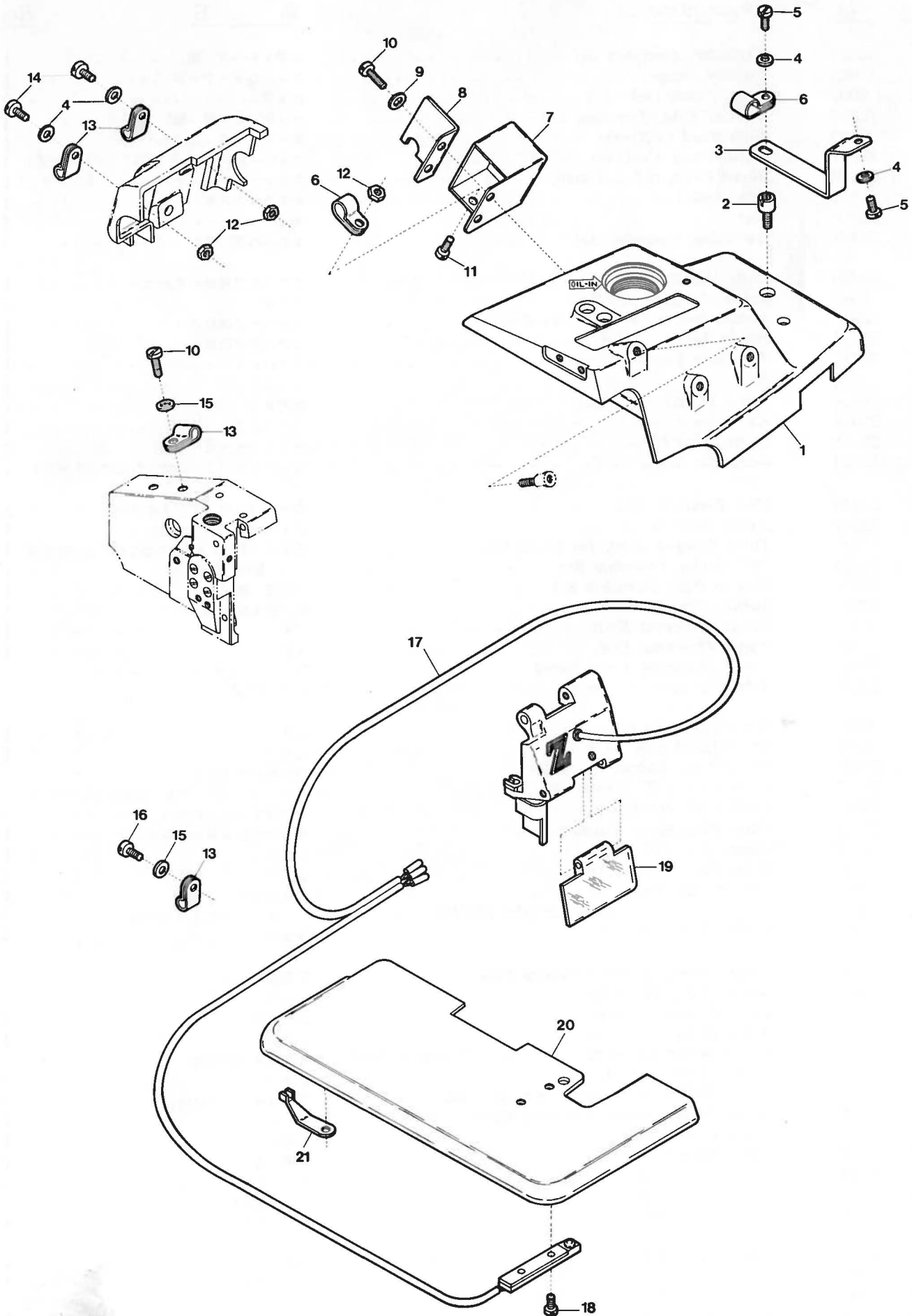
## "C" &amp; "K", "KT", "KR" DEVICE

## "C", "K", "KT" 及び "KR" 装置

Ref. No.	Parts No.	Description	品 名	Amt. Req.
1	33925	Regulator, Complete Set	レギュレータ (組)	1
2	33928	Pressure Gauge	プレッシャーゲージ	1
3	6905	Wood Screw (5.1 x 20)	止ネジ	2
4	10310	Venturi Tube, Complete Set	ベンチュリー管 (組)	1
5	33940	Hose Band (3/8 inch)	ホースバンド (3/8 インチ)	1
6	33931	Mouth-Piece, Complete Set (PT 1/8 inch)	ストレートジョイント (組) (1/8 インチ)	1
7	33949	Mouth-Piece, (PT 1/8 inch)	ストレートジョイント (1/8 インチ)	1
8	33951	Pipe Holder	ナイロンホルダ	1
9	33950	Nut	ナット	1
10	33953	Air Valve, Complete Set	エアバルブ (組)	1
11	33938	Collar for 33937	エアバルブ補助パネカラー	1
12	5040	Screw (11/64 - 40 x 8.5)	止ネジ	5
13	33937	Return Spring for Air Valve Stopper	エアバルブ補助パネ	1
14	33936	Holder for Air Valve	エアバルブ取付台	1
15	33935	Air Valve Stopper	エアバルブストッパ	1
16	334	Nut	ナット	1
17	5505	Screw (11/64 - 40 x 16)	調節ネジ	1
18	33934	Air Valve	エアバルブ	1
19	33941	Nylon Hose (φ4)	ナイロンホース (φ4)	2
20	33932	Joint, for Single Head	ジョイント (ミシンが1台の時のみ使用)	1
21	33939	Hose Band (1/4 inch)	ホースバンド (1/4 インチ)	3
22	33942	Nylon Hose (φ12)	ナイロンホース (φ12)	1
23	33933	Three Pronged Joint, for Plural Heads	三又ジョイント (ミシンが2台以上の時使用)	1
24	21929	"K" Device, Complete Set	"K" 装置 (組)	1
25	20904	Suction Pipe, Complete Set	吸込管 (組)	1
26	20900	Suction Pipe	吸込管本体	1
27	20910	Lower Trimming Knife	下刃	1
28	20895	Upper Trimming Knife	上刃	1
29	33575	Lower Trimming Knife Spring	下刃パネ	1
30	33588	Trimming Knife Holder Pin	刃支持ピン	1
31	5036	Screw (1/8 - 44 x 5.6)	止ネジ	1
32	4236	Screw (3/32 - 56 x 4.2)	止ネジ	1
33	21675	Air Defence Rubber	空気漏れ防止ゴム	1
34	21918	Cloth Plate ("K" Device Only)	クロスプレート ("K" 装置のみ)	1
35	20917	Cloth Plate Fabric Guide	クロスプレート布案内	1
36	20959	Cloth Plate Fabric Guide Support	クロスプレート布案内取付板	1
37	4314	Screw (1/8 - 44 x 5.6)	止ネジ	1
38	4437	Screw (11/64 - 40 x 10)	止ネジ	1
39-1	20912	Suction Pipe Cover	吸込管カバー	1
39-2	20896	" " " (Large Mouth) (EXTRA)	" (大口) (特注品)	1
40	4358	Screw (9/64 - 40 x 5.6)	止ネジ	2
41	33593	Lower Trimming Knife Pushing Plate	下刃圧着パネ	1
42	7616	Screw (1/8 - 44 x 4.2)	止ネジ	1
43	21738	Feed Mechanism Cover	送り台カバー	1
44	1202	Screw (9/64 - 40 x 6.6)	止ネジ	1
45	33581	Guide Holder Connection for Lower Trimming Knife	下刃ガイド取付台	1
46	7609	Screw (9/64 - 40 x 9)	止ネジ	1
47	20928	Guide Holder for Lower Trimming Knife	下刃ガイドピン取付台	1
48	3348	Guide Pin for Lower Trimming Knife	ピンネジ	1
49	1196	Screw (1/8 - 44 x 6)	止ネジ	1
50-1	21802	Stitch Plate (A3)	針板 (A3)	1
50-2	21803	" " (A4)	" (A4)	1
50-3	21814	" " (A5)	" (A5)	1
50-4	21815	" " (A6)	" (A6)	1
51-1	20914	Stitch Plate (C5)	針板 (C5)	1
51-2	22076	" " (C6)	" (C6)	1
51-3	20909	" " (C7)	" (C7)	1
52-1	22895	Stitch Plate (Y3)	針板 (Y3)	1
52-2	22896	" " (Y4)	" (Y4)	1
53	22617	Stitch Plate (Z6100-C5)	針板 (Z6100-C5)	1



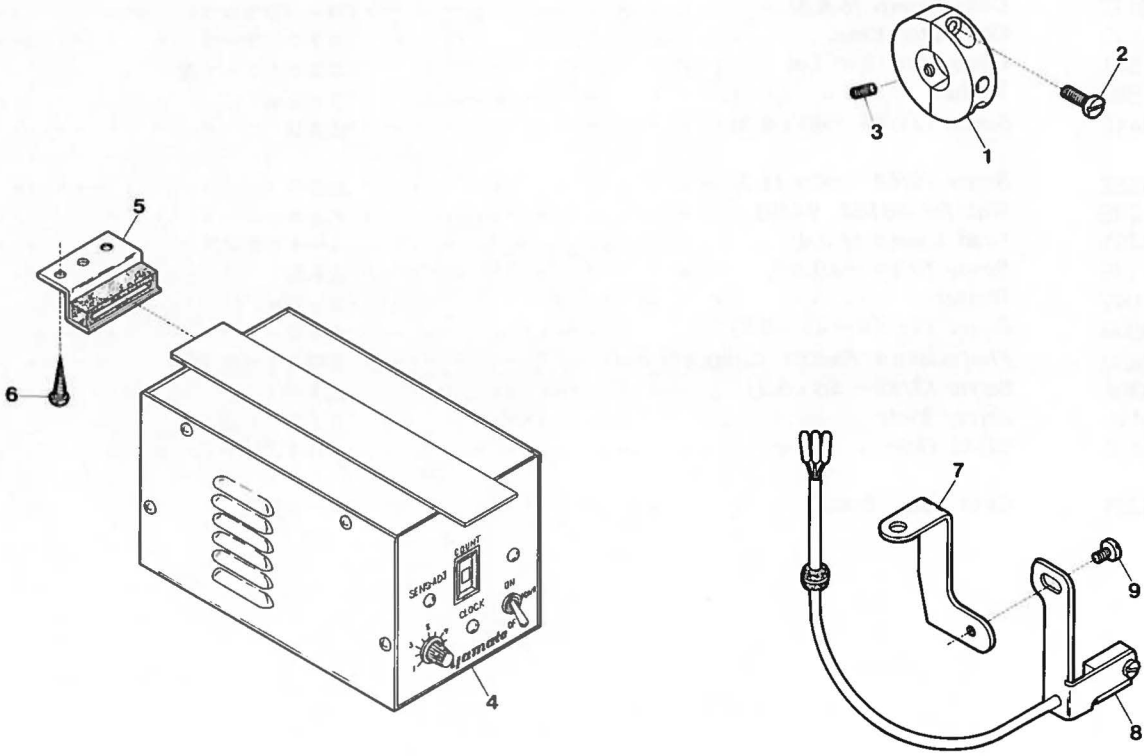
"KT" "KR" DEVICE(2)



"KT", "KR" DEVICE (2)"KT", "KR" 装置(2)

<u>Ref.</u> <u>No.</u>	<u>Parts</u> <u>No.</u>	<u>Description</u>	<u>品 名</u>	<u>Amt.</u> <u>Req.</u>
1	24303	Top Cover . . . . .	上カバー . . . . .	1
2	4132	Screw (15/64 - 28 x 14) . . . . .	止ネジ . . . . .	1
3	23191	Solenoid Stay ("KR" Device only) . . . . .	ソレノイドステイ ("KR" 装置のみ) . . . . .	1
4	532	Washer . . . . .	ワッシャー . . . . .	4
5	4358	Screw (9/64 - 40 x 5.6) . . . . .	止ネジ . . . . .	2
6	36133	Cord Clamp (φ 8.4) . . . . .	コードクランプ . . . . .	2
7	11840	Connector Case . . . . .	コネクタケース . . . . .	1
8	11841	Connector Case Lid . . . . .	コネクタケース蓋 . . . . .	1
9	550	Washer . . . . .	ワッシャー . . . . .	2
10	4440	Screw (11/64 - 40 x 8.3) . . . . .	止ネジ . . . . .	3
11	4352	Screw (9/64 - 40 x 11.3) . . . . .	止ネジ . . . . .	1
12	335	Nut for 36133, 94491 . . . . .	ナット . . . . .	3
13	94491	Cord Clamp (φ 3.4) . . . . .	コードクランプ . . . . .	4
14	1175	Screw (9/64 - 40 x 8) . . . . .	止ネジ . . . . .	2
15	542	Washer . . . . .	ワッシャー . . . . .	2
16	9853	Screw (11/64 - 40 x 6.5) . . . . .	止ネジ . . . . .	1
17	11888	Photoelectric Switch, Complete Set . . . . .	光電スイッチ (組) . . . . .	1
18	4404	Screw (3/32 - 56 x 5.1) . . . . .	止ネジ . . . . .	2
19	23175	Safety Plate . . . . .	アイガード . . . . .	1
20	23495	Cloth Plate . . . . .	クロスプレート . . . . .	1
21	24301	Cord Stay (Small) . . . . .	コード支工 . . . . .	1

“KT” “KR” DEVICE(3)

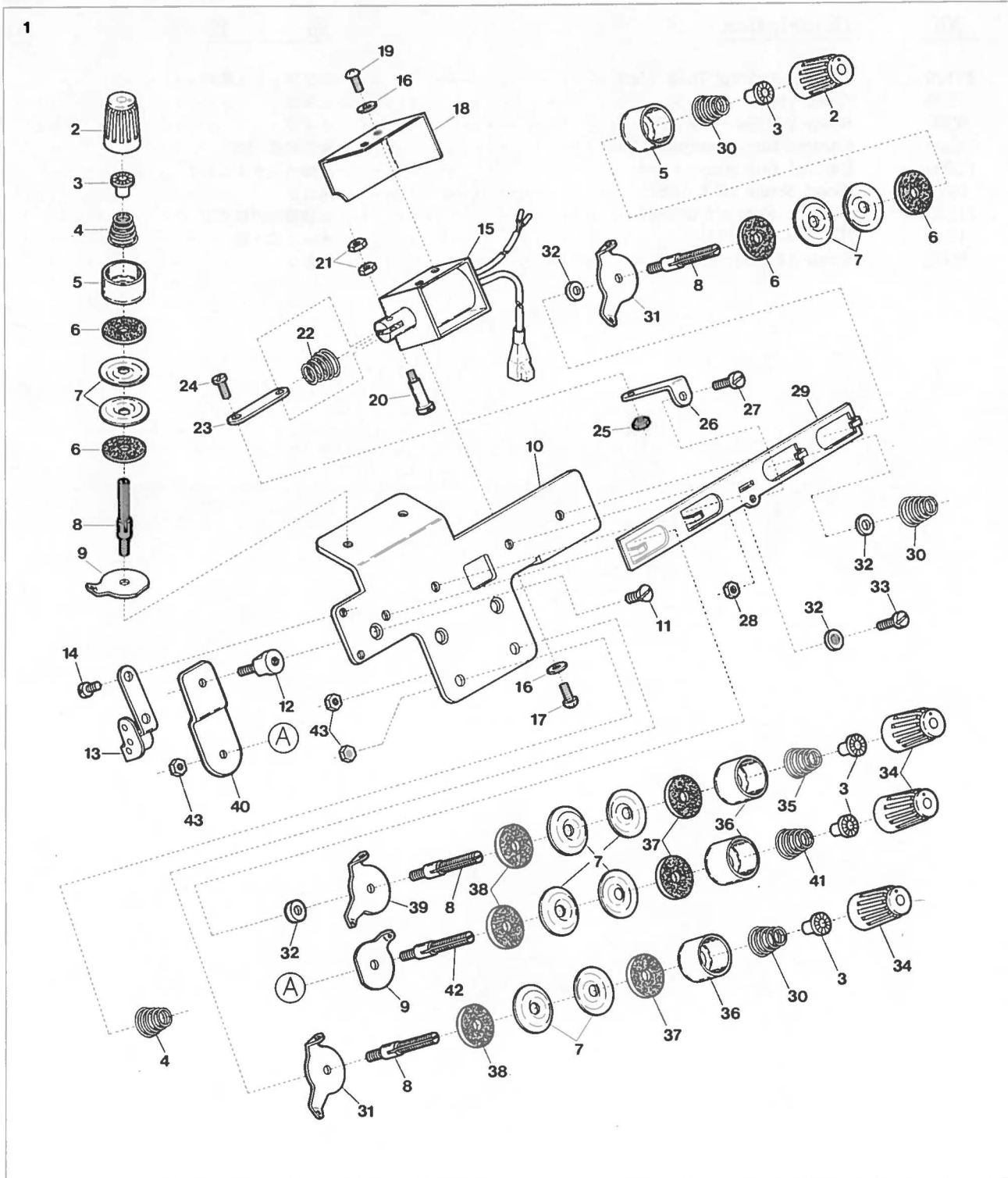




"KT", "KR" DEVICE (3)"KT", "KR" 装置 (3)

<u>Ref.</u> <u>No.</u>	<u>Parts</u> <u>No.</u>	<u>Description</u>	<u>品 名</u>	<u>Amt.</u> <u>Req.</u>
1	23179	Magnet Holding Ring Unit .....	マグネット (組) .....	1
2	7609	Screw (9/64 - 40 x 9) .....	止ネジ .....	2
3	9209	Screw (11/64 - 40 x 9) .....	止ネジ .....	1
4	11323	Control Box, Complete Set .....	制御装置 (組) .....	1
5	11709	Control Box Stay .....	制御ボックスステイ .....	2
6	6910	Wood Screw (6.8 x 26) .....	木ネジ .....	4
7	21539	IC Unit Supporting Plate .....	IC装置取付板支工 .....	1
8	11880	IC Unit (DN834) .....	ホールIC (組) .....	1
9	5506	Screw (11/64 - 40 x 8) .....	止ネジ .....	1

## "KR" DEVICE(4)



## "KR" DEVICE (4) for Z6000

## "KR" 装置(4)

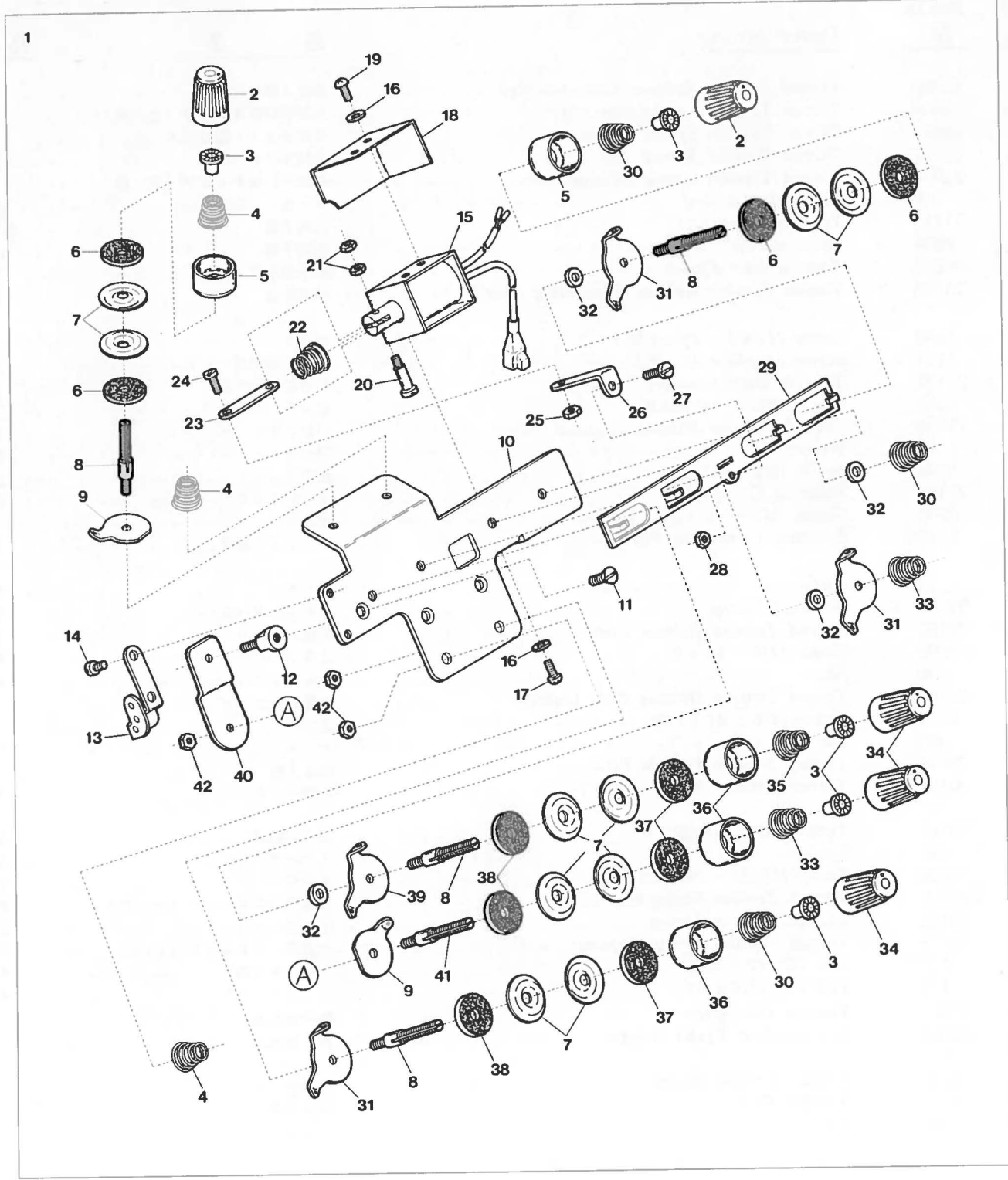
Ref. No.	Parts No.	Description	品名	Amt. Req.
1	22690	Thread Tension Release, Complete Set	糸緩メ装置(組)	1
2	33806	Thread Tension Spring Cap (G)	糸調子バネキャップ(上)(緑)	3
3	33890	Thread Tension Spring Bushing	糸調子ナット回り止メ	7
4	20103	Thread Tension Spring	糸調子バネ	2
5	33807	Thread Tension Spring Retainer (G)	糸調子バネキャップ(下)(緑)	3
6	286	Felt (G) (1.0 mm)	フェルト(緑)	6
7	31111	Tension Disc	糸調子皿	14
8	7904	Tension Post	糸調子棒	6
9	36853	Tension Disc Eyelet	調子台糸道	2
10	23185	Thread Tension Release Supporting Board	糸緩メ台	1
11	1396	Screw (11/64 - 40 x 4.5)	止ネジ	3
12	4151	Screw (11/64 - 40 x 8.5)	糸緩メ台取付ケネジ	3
13	23188	Tension Disc Auxiliary Eyelet	調子台補助糸道	1
14	4358	Screw (9/64 - 40 x 5.6)	止ネジ	2
15	11839	Thread Tension Release Solenoid	ソレノイド	1
16	14	Washer	ワッシャ	4
17	9994	Screw (M3 - 0.5 x 8)	止ネジ	2
18	23189	Solenoid Cover	ソレノイドカバー	1
19	9995	Screw (M3 - 0.5 x 5)	止ネジ	2
20	5128	Solenoid Connecting Pin	ソレノイド連結ピン	1
21	21	Nut	ナット	2
22	32971	Solenoid Spring	ソレノイドバネ	1
23	23187	Thread Tension Release Link	糸緩メリンク	1
24	6092	Screw (1/8 - 44 x 4)	止ネジ	1
25	330	Nut	ナット	1
26	23186	Thread Tension Release Plate Guide	糸緩メ板ガイド	1
27	4312	Screw (1/8 - 44 x 7.9)	止ネジ	1
28	331	Nut	ナット	1
29	23190	Thread Tension Release Plate	糸緩メ板	1
30	20102	Thread Tension Spring	糸調子バネ	3
31	20101	Tension Disc Eyelet	調子台糸道	4
32	496	Spacer	スペーサ	4
33	9853	Screw (11/64 - 40 x 6.5)	止ネジ	1
34	20104	Thread Tension Spring Cap (W)	糸調子バネキャップ(上)(白)	4
35	20132	Thread Tension Spring	糸調子バネ	1
36	20118	Thread Tension Spring Retainer (W)	糸調子バネキャップ(下)(白)	4
37	178	Felt (W) (2.5 mm)	フェルト(白)	4
38	177	Felt (W) (1.0 mm)	フェルト(白)	4
39	21001	Tension Disc Eyelet	調子台糸道	1
40	22655	Tension Disc Eyelet (Large)	調子台糸道(大)	1
41	30255	Thread Tension Spring	糸調子バネ	1
42	4125	Tension Post	糸調子棒	1
43	340	Nut	ナット	3

(注) (G)は緑色、(W)は白色を表わします。

NOTE: (G)··· Green colored, (W)··· White colored.



"KR" DEVICE(5)



## "KR" DEVICE (5) for Z6020

## "KR" 装置(5)

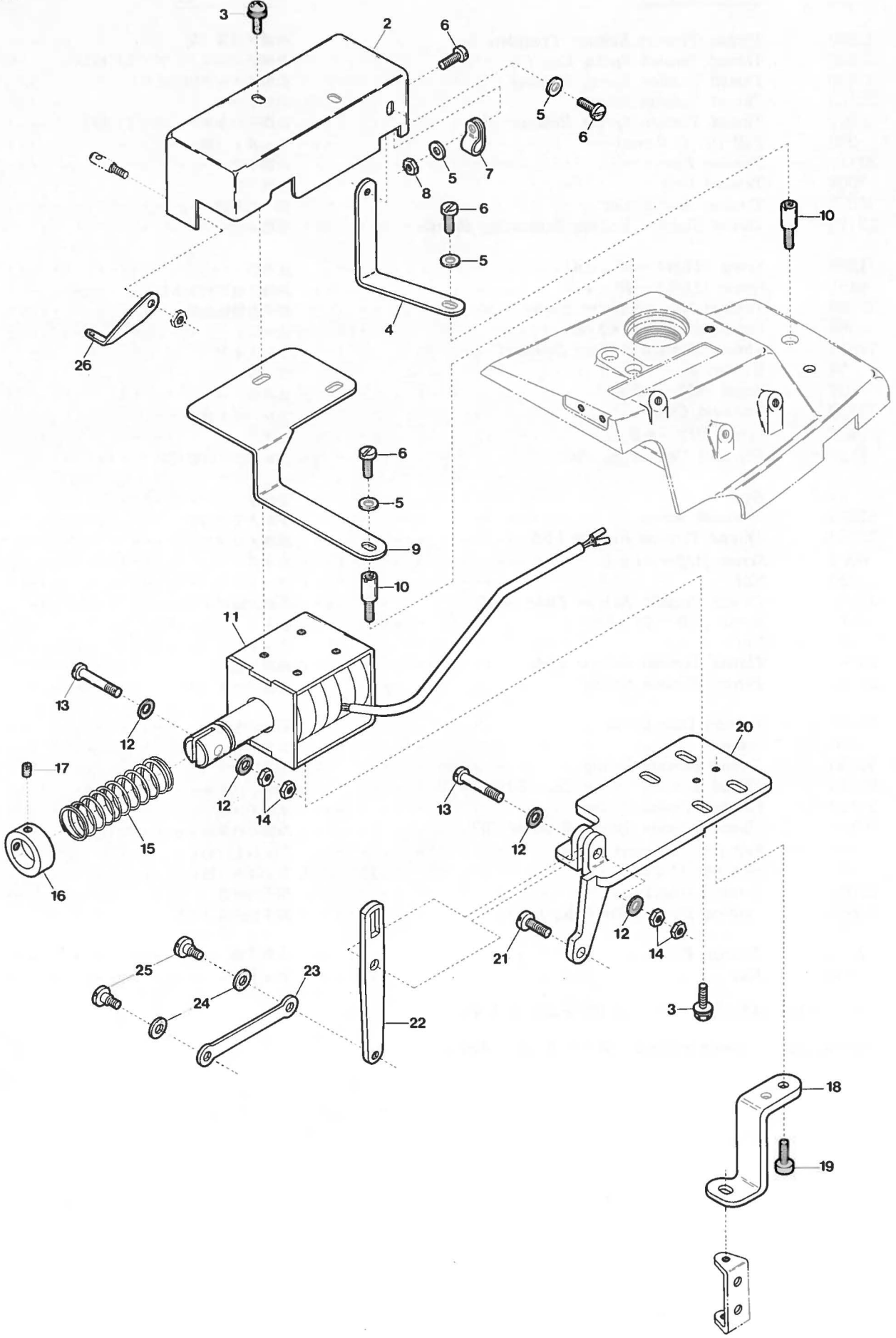
Ref. No.	Parts No.	Description	品名	Amt. Req.
1	22689	Thread Tension Release, Complete Set	糸緩メ装置 (組)	1
2	33806	Thread Tension Spring Cap (G)	糸調子バネキャップ (上)(緑)	4
3	33890	Thread Tension Spring Bushing	糸調子ナット回り止メ	9
4	20103	Thread Tension Spring	糸調子バネ	3
5	33807	Thread Tension Spring Retainer (G)	糸調子バネキャップ (下)(緑)	4
6	286	Felt (G) (1.0 mm)	フェルト (緑)	8
7	31111	Tension Disc	糸調子皿	18
8	7904	Tension Post	糸調子棒	8
9	36853	Tension Disc Eyelet	調子台糸道	3
10	23185	Thread Tension Release Supporting Board	糸緩メ台	1
11	1396	Screw (11/64 - 40 x 4.5)	止ネジ	3
12	4151	Screw (11/64 - 40 x 8.5)	糸緩メ台取付ケネジ	3
13	23188	Tension Disc Auxiliary Eyelet	調子台補助糸道	1
14	4358	Screw (9/64 - 40 x 5.6)	止ネジ	2
15	11839	Thread Tension Release Solenoid	ソレノイド	1
16	14	Washer	ワッシャ	4
17	9994	Screw (M3 - 0.5 x 8)	止ネジ	2
18	23189	Solenoid Cover	ソレノイドカバー	1
19	9995	Screw (M3 - 0.5 x 5)	止ネジ	2
20	5128	Solenoid Connecting Pin	ソレノイド連結ピン	1
21	21	Nut	ナット	2
22	32971	Solenoid Spring	ソレノイドバネ	1
23	23187	Thread Tension Release Link	糸緩メリンク	1
24	6092	Screw (1/8 - 44 x 4)	止ネジ	1
25	330	Nut	ナット	1
26	23186	Thread Tension Release Plate Guide	糸緩メ板ガイド	1
27	4312	Screw (1/8 - 44 x 7.9)	止ネジ	1
28	331	Nut	ナット	1
29	23190	Thread Tension Release Plate	糸緩メ板	1
30	20102	Thread Tension Spring	糸調子バネ	3
31	20101	Tension Disc Eyelet	調子台糸道	5
32	496	Spacer	スペーサ	4
33	30255	Thread Tension Spring	糸調子バネ	1
34	20104	Thread Tension Spring Cap (W)	糸調子バネキャップ (上)(白)	5
35	20132	Thread Tension Spring	糸調子バネ	2
36	20118	Thread Tension Spring Retainer (W)	糸調子バネキャップ (下)(白)	5
37	178	Felt (W) (2.5 mm)	フェルト (白)	5
38	177	Felt (W) (1.0 mm)	フェルト (白)	5
39	21001	Tension Disc Eyelet	調子台糸道	1
40	22655	Tension Disc Eyelet (Large)	調子台糸道 (大)	1
41	4125	Tension Post	糸調子棒	1
42	340	Nut	ナット	3

(注) (G) は緑色、(W) は白色を表わします。

NOTE: (G)··· Green colored, (W)··· White colored.

"MT2" DEVICE (1)

1-1  
1-2





## "MT2" DEVICE (1)

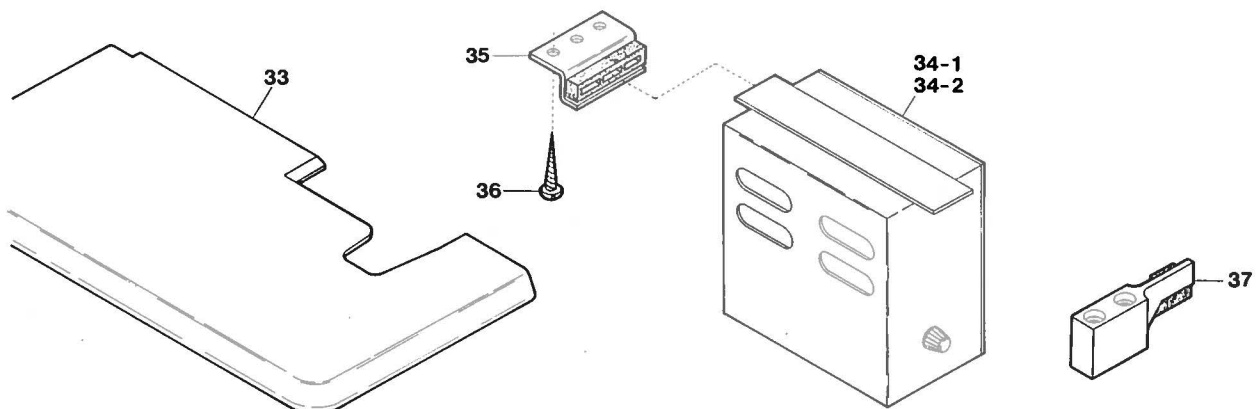
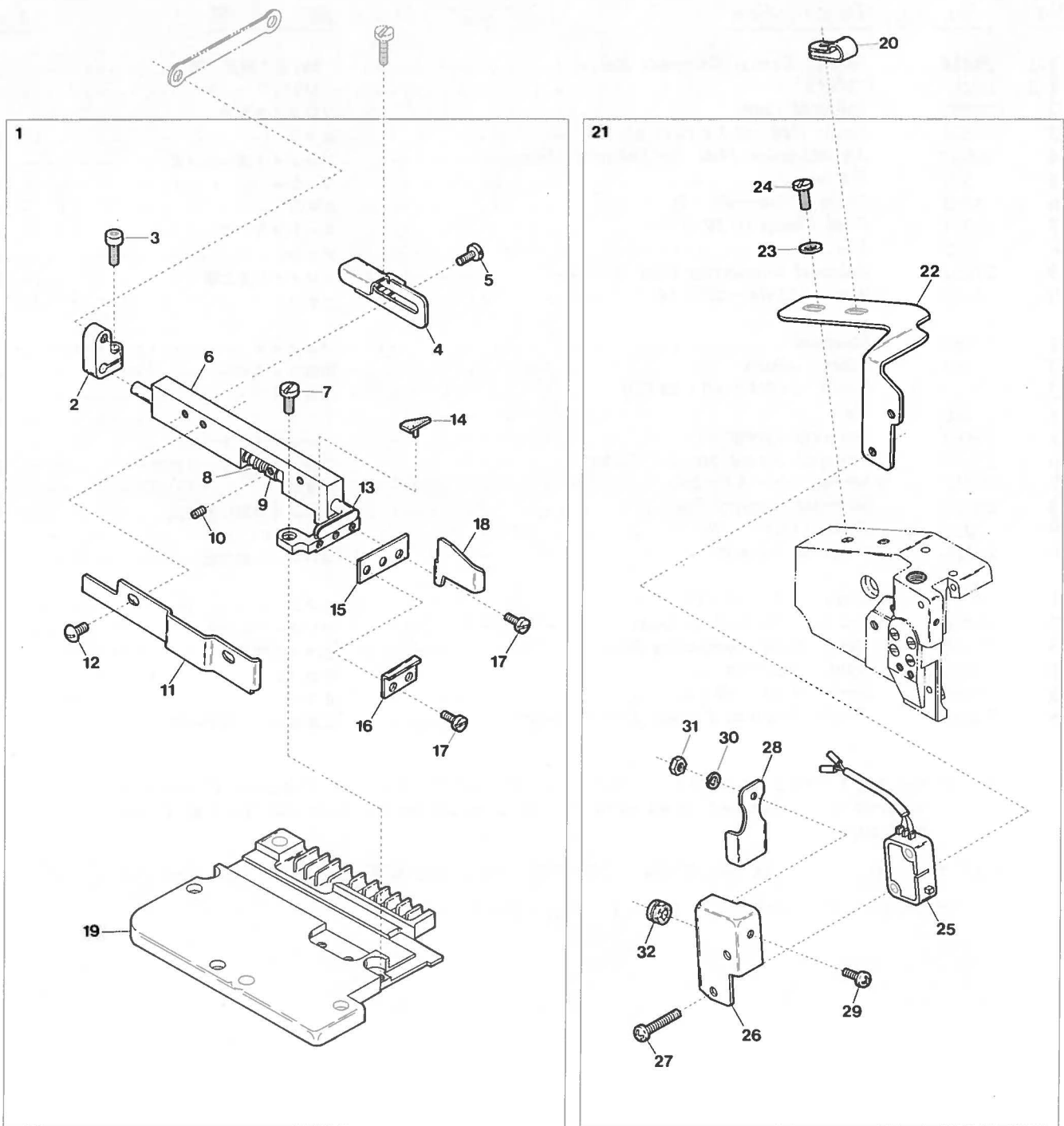
## "MT2" 装置(1)

Ref. No.	Parts No.	Description	品名	Amt. Req.
1-1	23414	"MT2" Device, Complete Set. . . . .	"MT2" 装置(組). . . . .	1
1-2	23457	"MT12" " " " " . . . . .	"MT12" " " " " . . . . .	1
2	22653	Solenoid Cover . . . . .	ソレノイドカバー . . . . .	1
3	5624	Screw (M4 - 0.7 x 10 (5.6)) . . . . .	止ネジ . . . . .	6
4	22687	Anti-vibration Plate for Solenoid Cover. . . . .	ソレノイド振れ止め板 . . . . .	1
5	532	Washer . . . . .	ワッシャー . . . . .	4
6	4353	Screw (9/64 - 40 x 7) . . . . .	止ネジ . . . . .	4
7	23381	Cord Clamp (φ 10.6) . . . . .	コードクランプ . . . . .	1
8	322	Nut . . . . .	ナット . . . . .	1
9	22652	Solenoid Supporting Plate . . . . .	ソレノイド支工板 . . . . .	1
10	4132	Screw (15/64 - 28 x 14) . . . . .	止ネジ . . . . .	2
11	11760	Solenoid . . . . .	ソレノイド . . . . .	1
12	187	Fiber Cushion . . . . .	防振ファイバー . . . . .	4
13	5127	Screw (11/64 - 40 x 22 (7)) . . . . .	連結ネジ . . . . .	2
14	340	Nut . . . . .	ナット . . . . .	4
15	23453	Solenoid Spring . . . . .	ソレノイドバネ . . . . .	1
16	26312	Solenoid Spring Stopper Collar . . . . .	ソレノイドバネ止めカラー . . . . .	1
17	3312	Screw (1/8 - 44 x 3.4) . . . . .	止ネジ . . . . .	2
18	20988	Solenoid Support Stay . . . . .	ソレノイド取付板支工 . . . . .	1
19	5038	Screw (11/64 - 40 x 8) . . . . .	止ネジ . . . . .	2
20	23375	Solenoid Support . . . . .	ソレノイド取付板 . . . . .	1
21	4635	Screw (1/4 - 40 x 14) . . . . .	止ネジ . . . . .	1
22	35298	Solenoid Connecting Lever . . . . .	ソレノイドレバー . . . . .	1
23	21484	Upper Knife Connecting Plate . . . . .	上メス連結板 . . . . .	1
24	568	Rubber Cushion . . . . .	防振ゴム . . . . .	2
25	6068	Screw (9/64 - 40 x 5) . . . . .	止ネジ . . . . .	2
26	33206	Double Chaining Looper Thread Eyelet . . . . .	二重環ルーバ補助糸道 . . . . .	1

NOTE: Ref. No. 1 - Parts No. 23414 and 23457 for MT2 and MT12 and MT12 Devices, Complete Set respectively is composed of all parts Ref. No. 2 to 26 on this page and No. 1 to 37 on next page.

(注) Ref. No. 1 (Parts No. 23414及び23457) MT2及びMT12装置(組)は、Ref. No. 2～26及び次ページのRef. No. 1～37までが含まれます。

## "MT2" DEVICE(2)



## "MT2" DEVICE (2)

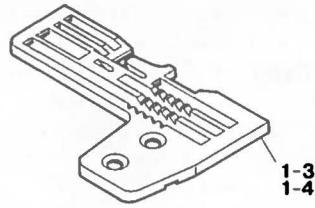
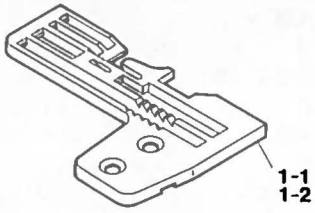
## "MT2" 装置(2)

<u>Ref. No.</u>	<u>Parts No.</u>	<u>Description</u>	<u>品 名</u>	<u>Amt. Req.</u>
1	23400	Trimming Device, Complete Set	メス装置 (組)	1
2	23374	Upper Knife Driving Lever	上メス腕	1
3	5098	Screw (9/64 - 40 x 10)	止ネジ	1
4	23367	Upper Knife Holder Stay (Rear)	上メス支工 (後)	1
5	4353	Screw (9/64 - 40 x 7)	止ネジ	2
6	23364	Upper Knife Holder	上メス台	1
7	1203	Screw (9/64 - 40 x 4.5)	止ネジ	1
8	23369	Upper Knife Spring	上メスバネ	1
9	23368	Upper Knife Spring Collar	上メスカラー	1
10	3637	Screw (1/8 - 44 x 2.5)	止ネジ	1
11	23371	Fabric Guide	クロスプレート布案内	1
12	1331	Screw (9/64 - 40 x 3.8)	止ネジ	2
13	23361	Upper Knife	上メス	1
14	23220	Upper Knife Rubber Cushion	上メスクッション	1
15	23370	Lower Knife	下メス	1
16	23399	Lower Knife Fabric Guide	下メス布案内板	1
17	1230	Screw (3/32 - 56 x 3.8)	止ネジ	3
18	23372	Fabric Guide (Small)	布ガイド (小)	1
19	23373	Feed Mechanism Cover	送り台カバー	1
20	94491	Cord Clamp (φ 3.4)	コードクランプ	1
21	11753	Manual Switch, Complete Set	スイッチ (組)	1
22	22410	Switch Support	スイッチ取付板	1
23	538	Washer	ワッシャ	2
24	9150	Screw (11/64 - 40 x 11)	止ネジ	2
25	11967	Manual Switch	スイッチ	1
26	20989	Manual Switch Cover	スイッチカバー	1
27	9993	Screw (M3 - 0.5 x 16)	止ネジ	2
28	35719	Manual Switch Plate	スイッチ板	1
29	9995	Screw (M3 - 0.5 x 5)	止ネジ	1
30	2	Spring Washer	スプリングワッシャ	1
31	488	Nut	ナット	1
32	35722	Cord Bushing	コードブッシュ	1
33	23406	Cloth Plate	クロスプレート	1
34-1	11954	Control Box, Complete Set (MT2)	MT制御装置 (組) (MT2)	1
34-2	11959	" " (MT12)	" " (MT12)	1
35	11709	Control Box Stay	制御ボックスステイ	2
36	6910	Wood Screw (6.8 x 26)	木ネジ	4
37	23395	Stitch Plate Stay	針板支工	1

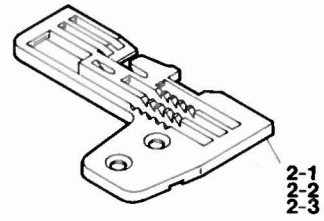


## "MT2" DEVICE(3)

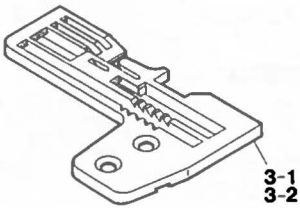
**Z6000-A**



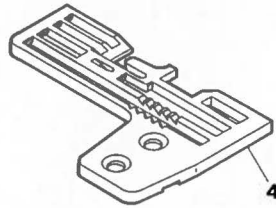
**Z6000-C**



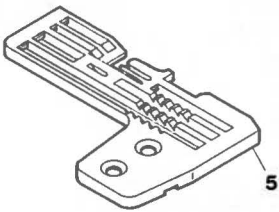
**Z6000-Y**



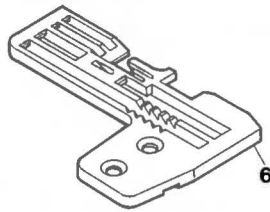
**Z6018-A**



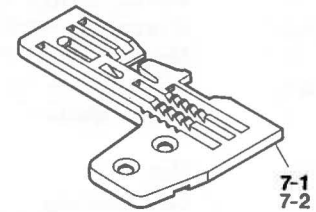
**Z6020-AY**



**Z6020-YX**



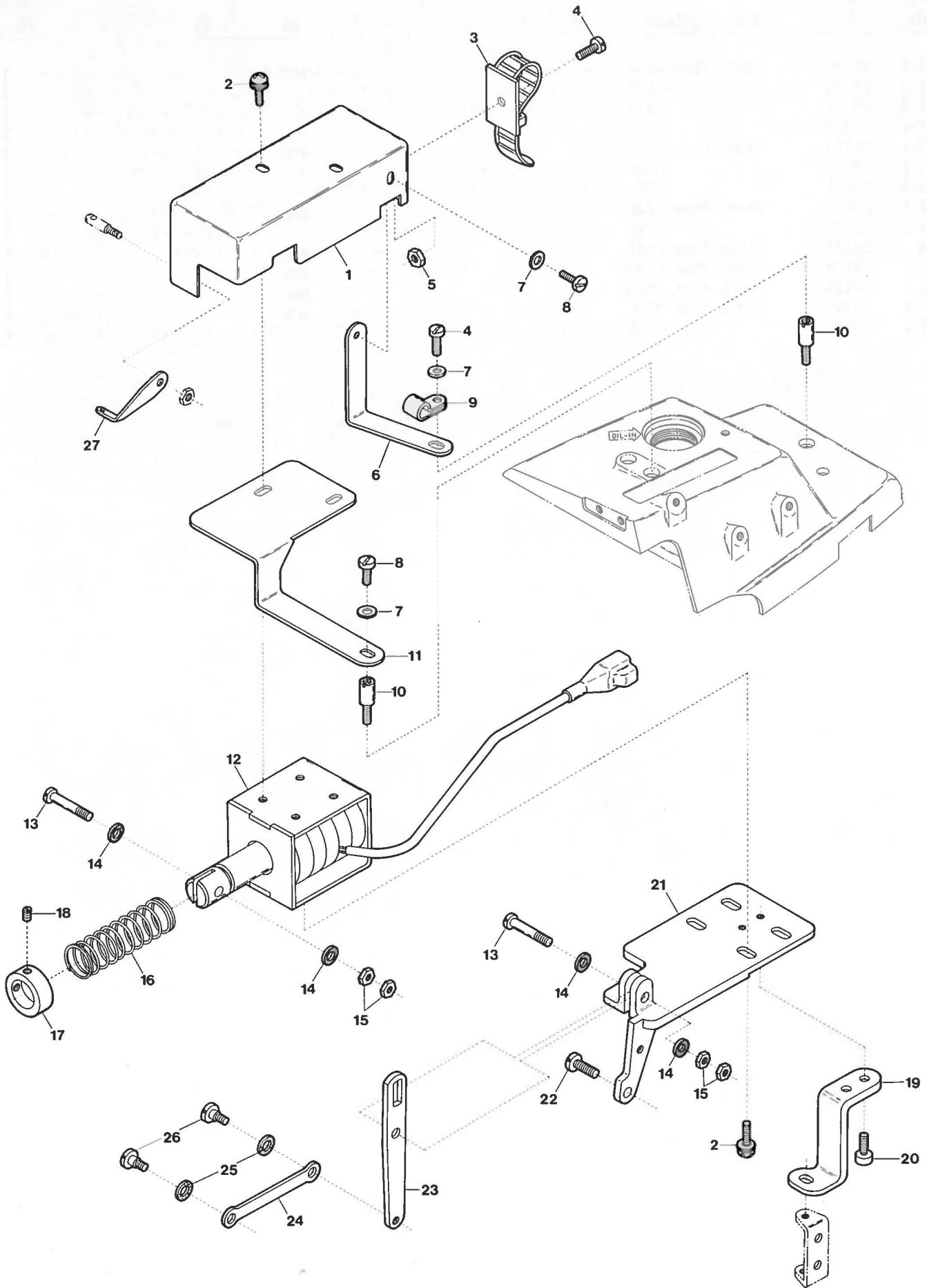
**Z6100-C**



"MT2" DEVICE (3)"MT2" 装置(3)

<u>Ref.</u> <u>No.</u>	<u>Parts</u> <u>No.</u>	<u>Description</u>	<u>品 名</u>	<u>Amt.</u> <u>Req.</u>
1-1	23419	Stitch Plate (A3)	針板	1
1-2	23420	" (A4)	"	1
1-3	23421	" (A5)	"	1
1-4	23422	" (A6)	"	1
2-1	23423	Stitch Plate (C5)	針板	1
2-2	23424	" (C6)	"	1
2-3	23425	" (C7)	"	1
3-1	23426	Stitch Plate (Y3)	針板	1
3-2	23427	" (Y4)	"	1
4	23432	Stitch Plate (A4)	針板	1
5	23428	Stitch Plate (AY6)	針板	1
6	23429	Stitch Plate (YX4)	針板	1
7-1	23430	Stitch Plate (C5)	針板	1
7-2	23431	" (C7)	"	1

"MU4", "MU5" DEVICE(1)



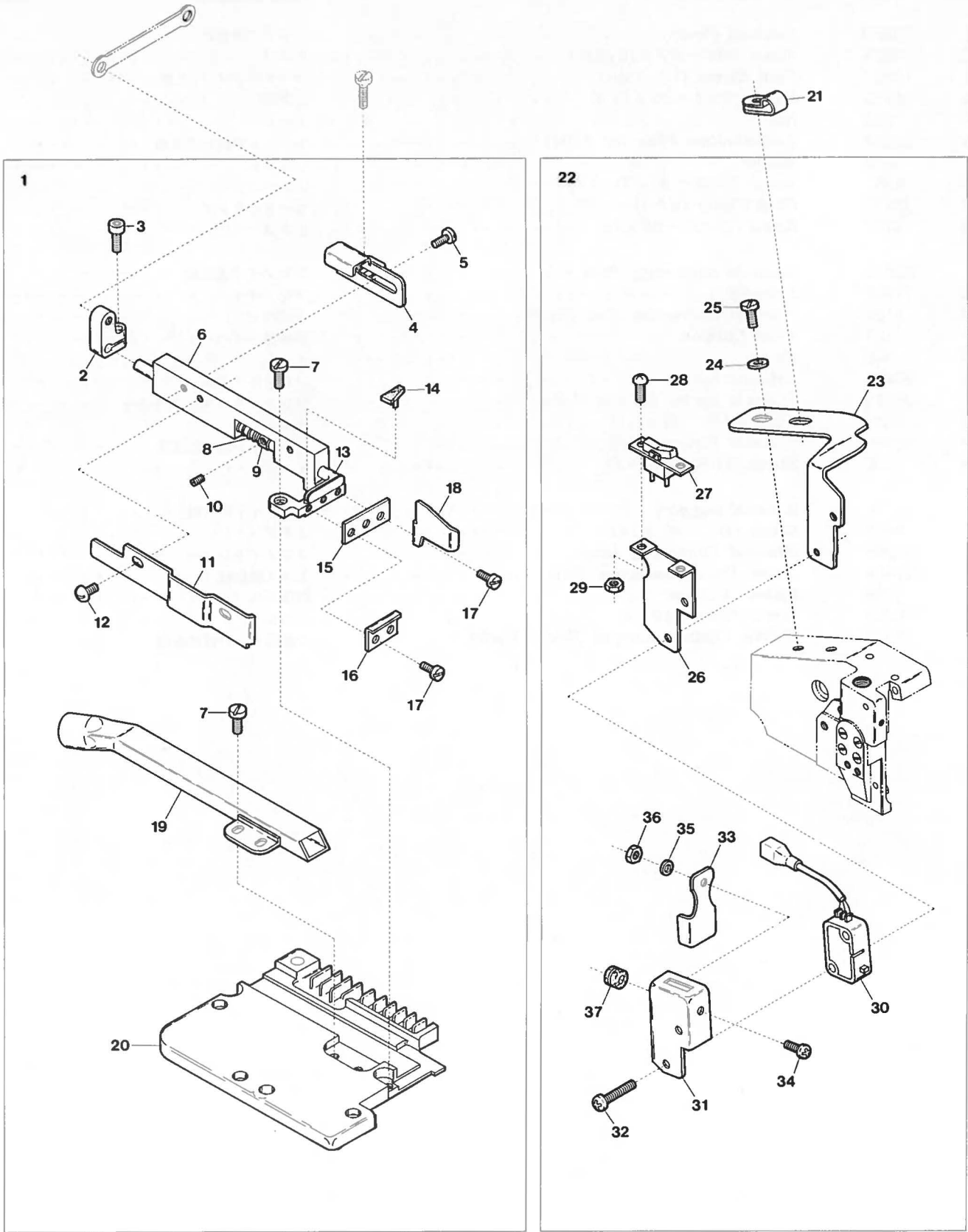


## "MU4", "MU5" DEVICE (1)

## "MU4", "MU5" 装置(1)

<u>Ref.</u> <u>No.</u>	<u>Parts</u> <u>No.</u>	<u>Description</u>	<u>品 名</u>	<u>Amt.</u> <u>Req.</u>
1	23380	Solenoid Cover	ソレノイドカバー	1
2	5624	Screw (M4 - 0.7 x 10 (5.6))	止ネジ	6
3	11987	Cord Clamp (UL Type)	コードランプ (UL型)	1
4	4352	Screw (9/64 - 40 x 11.3)	止ネジ	1
5	335	Nut	ナット	1
6	22687	Anti-vibration Plate for 11941	ソレノイド振レ止メ板	1
7	532	Washer	ワッシャー	3
8	4353	Screw (9/64 - 40 x 7)	止ネジ	2
9	36133	Cord Clamp (φ 8.4)	コードクランプ	1
10	4132	Screw (15/64 - 28 x 14)	止ネジ	2
11	22652	Solenoid Supporting Plate	ソレノイド支工板	1
12	11941	Solenoid	ソレノイド	1
13	5127	Solenoid Connecting Rod Pin	連結棒ピン	2
14	187	Fiber Cushion	防振ファイバー	4
15	340	Nut	ナット	4
16	23453	Solenoid Spring	ソレノイドバネ	1
17	26312	Solenoid Spring Stopper Collar	ソレノイドバネ止メカラー	1
18	3312	Screw (1/8 - 44 x 3.4)	止ネジ	2
19	20988	Solenoid Support Stay	ソレノイド取付板支工	1
20	5038	Screw (11/64 - 40 x 8)	止ネジ	2
21	23375	Solenoid Support	ソレノイド取付板	1
22	4635	Screw (1/4 - 40 x 14)	止ネジ	1
23	35298	Solenoid Connecting Lever	ソレノイドレバー	1
24	21484	Upper Knife Connecting Plate	上メス連結板	1
25	568	Rubber Cushion	防振ゴム	2
26	6068	Screw (9/64 - 40 x 5)	止ネジ	2
27	33026	Double Chaining Looper Thread Eyelet	二重環ルーバ補助糸道	1

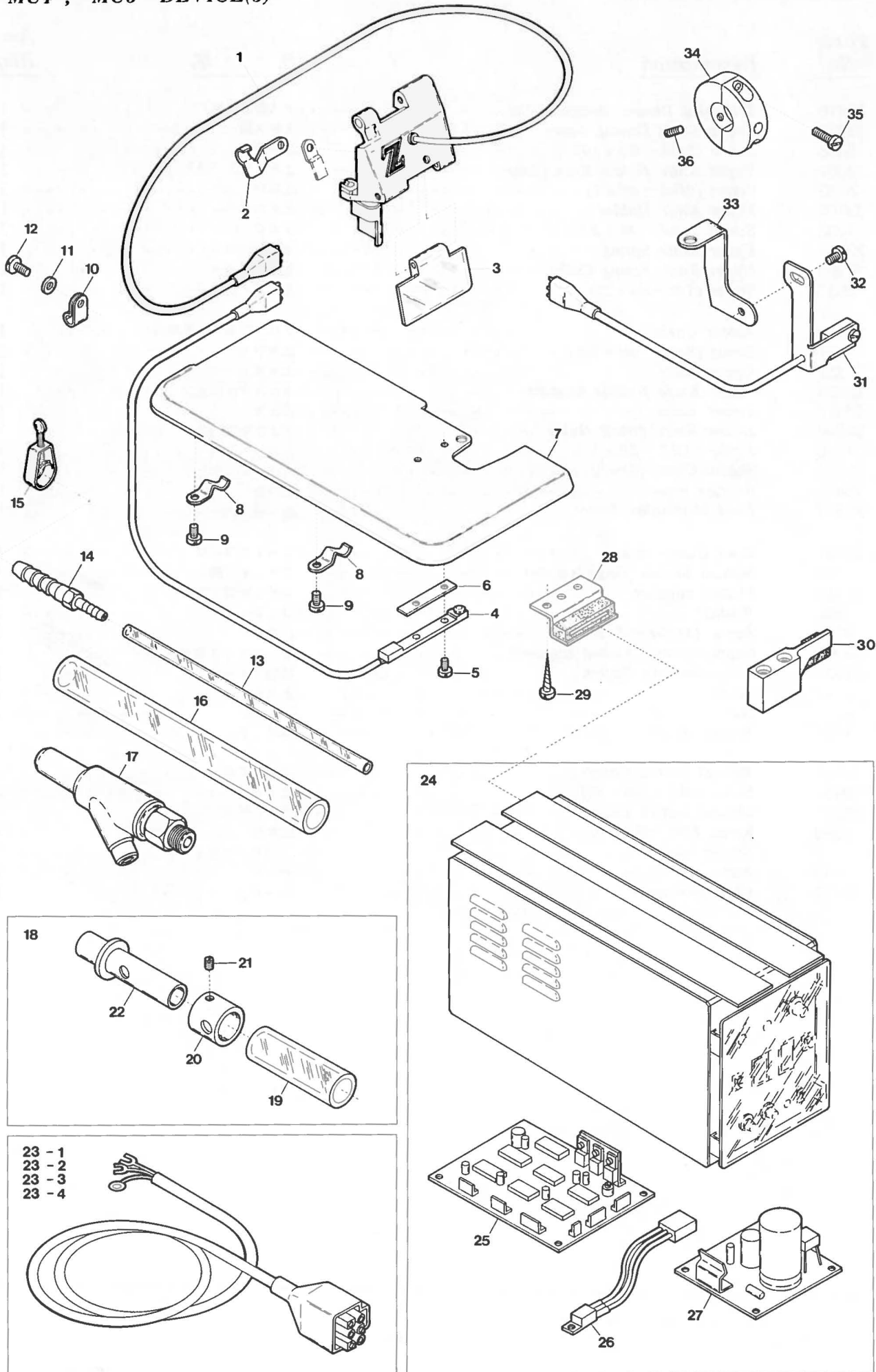
## "MU4", "MU5" DEVICE(2)



<u>Ref.</u> <u>No.</u>	<u>Parts</u> <u>No.</u>	<u>Description</u>	<u>品 名</u>	<u>Amt.</u> <u>Req.</u>
1	23410	Trimming Device, Complete Set	メス装置(組)	1
2	23374	Upper Knife Driving Lever	上メス腕	1
3	5098	Screw (9/64 - 40 x 10)	止ネジ	1
4	23367	Upper Knife Holder Stay (Rear)	上メス支工(後)	1
5	4353	Screw (9/64 - 40 x 7)	止ネジ	2
6	23404	Upper Knife Holder	上メス台	1
7	1203	Screw (9/64 - 40 x 4.5)	止ネジ	3
8	23369	Upper Knife Spring	上メスバネ	1
9	23368	Upper Knife Spring Collar	上メスカラー	1
10	3637	Screw (1/8 - 44 x 2.5)	止ネジ	1
11	23417	Fabric Guide	クロスプレート布案内	1
12	1331	Screw (9/64 - 40 x 3.8)	止ネジ	2
13	23361	Upper Knife	上メス	1
14	23220	Upper Knife Rubber Cushion	上メスクッション	1
15	23370	Lower Knife	下メス	1
16	23399	Lower Knife Fabric Guide	下メス布案内板	1
17	1230	Screw (3/32 - 56 x 3.8)	止ネジ	3
18	23372	Fabric Guide (Small)	布ガイド(小)	1
19	23456	Suction Pipe	吸込管	1
20	23373	Feed Mechanism Cover	送り台カバー	1
21	94491	Cord Clamp (φ 3.4)	コードクランプ	1
22	11926	Manual Switch, Complete Set	スイッチ(組)	1
23	22410	Switch Support	スイッチ取付板	1
24	538	Washer	ワッシャ	2
25	9150	Screw (11/64 - 40 x 11)	止ネジ	2
26	23397	Supplementary Switch Support	補助スイッチ取付板	1
27	11928	Supplementary Switch	補助スイッチ	1
28	—	Screw	止ネジ	2
29	—	Nut	ナット	2
30	11754	Manual Swith	スイッチ	1
31	23382	Manual Switch Cover	スイッチカバー	1
32	9993	Screw (M3 - 0.5 x 16)	止ネジ	2
33	35719	Manual Switch Plate	スイッチ板	1
34	9995	Screw (M3 - 0.5 x 5)	止ネジ	1
35	2	Spring Washer	スプリングワッシャ	1
36	488	Nut	ナット	1
37	35722	Cord Bushing	コードブッシュ	1



## "MU4", "MU5" DEVICE(3)

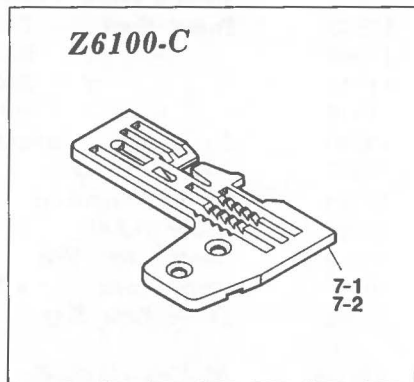
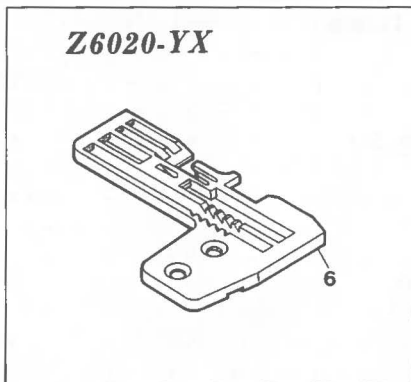
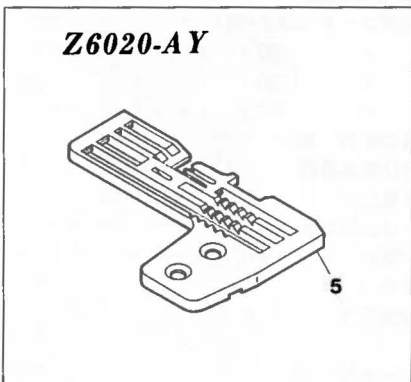
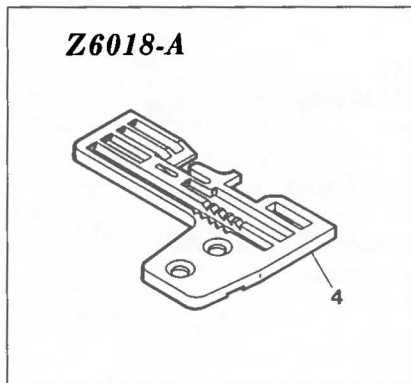
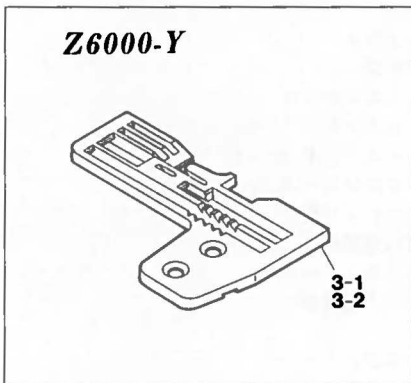
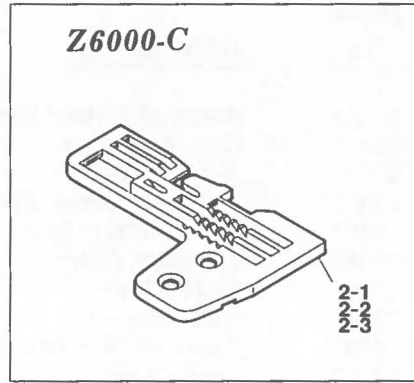
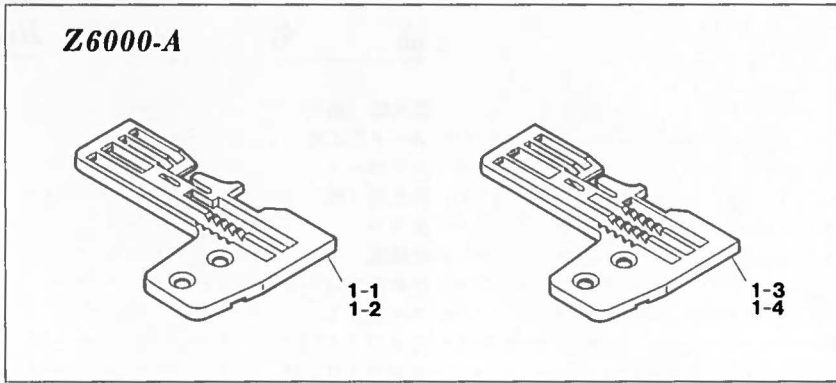


## "MU4", "MU5" DEVICE (3)

## "MU4", "MU5" 装置(3)

Ref. No.	Parts No.	Description	品名	Amt. Req.
1	11934	Photocell Holder Unit	投光器 (組)	1
2	23412	Cord Stay Plate	コード支工板	1
3	23175	Safety Plate	アイガード	1
4	11935	Emission Catcher Unit	受光器 (組)	1
5	4404	Screw (3/32 - 56 x 5.1)	止ネジ	2
6	11949	Insulating Plate	絶縁板	1
7	23408	Cloth Plate	クロスプレート	1
8	23393	Cord Stay	コード支工	2
9	4401	Screw (9/64 - 40 x 3.2)	止ネジ	2
10	94491	Cord Clamp (φ 3.4)	コードクランプ	1
11	542	Washer	ワッシャ	1
12	9853	Screw (11/64 - 40 x 6.5)	止ネジ	1
13	22404	Nylon Hose (3.8 x 6 x 1000 mm)	ナイロンホース	1
14	33932	Joint	ジョイント	1
15	33939	Hose Band (1/4 inch)	ホースバンド	1
16	22392	Nylon Hose (12 x 18 x 1000 mm)	ナイロンホース	1
17	10310	Venturi Pipe	ベンチュリ管	1
18	21451	Suction Power Control Tube, Complete Set	吸引力調整管 (組)	1
19	21450	Nylon Hose (12 x 16 x 50 mm)	ナイロンホース	1
20	21456	Suction Power Control Tube	吸引力調整管	1
21	1892	Screw (1/8 - 44 x 2.9)	止ネジ	1
22	21457	Suction Power Control Tube (Inner)	吸引力調整台	1
23-1	11943	Power Cord (for 100 Voltage)	電源コード (100V用)	1
23-2	11944	" ( " 200 " )	" (200 " )	1
23-3	11945	" ( " 220 " )	" (220 " )	1
23-4	11946	" ( " 380 " )	" (380 " )	1
24	11930	Control Box, Complete Set	制御装置 (組)	1
25	11975	Control Board	MU制御基板	1
26	11974	Voltage Regulator	定電圧IC	1
27	11973	Power Board	MU電源基板	1
28	11709	Control Box Stay	制御ボックスステイ	4
29	6910	Wood Screw (6.8 x 26)	木ネジ	8
30	23395	Stitch Plate Stay	針板支工	1
31	11933	IC Unit (DN834)	ホールIC (組)	1
32	5506	Screw (11/64 - 40 x 8)	止ネジ	1
33	21539	IC Unit Supporting Plate	IC装置取付板支工	1
34	23179	Magnet Holding Ring Unit	マグネット取付台 (組)	1
35	7609	Screw (9/64 - 40 x 9)	止ネジ	2
36	9209	Screw (11/64 - 40 x 9)	止ネジ	1

"MU4" "MU5" DEVICE(4)

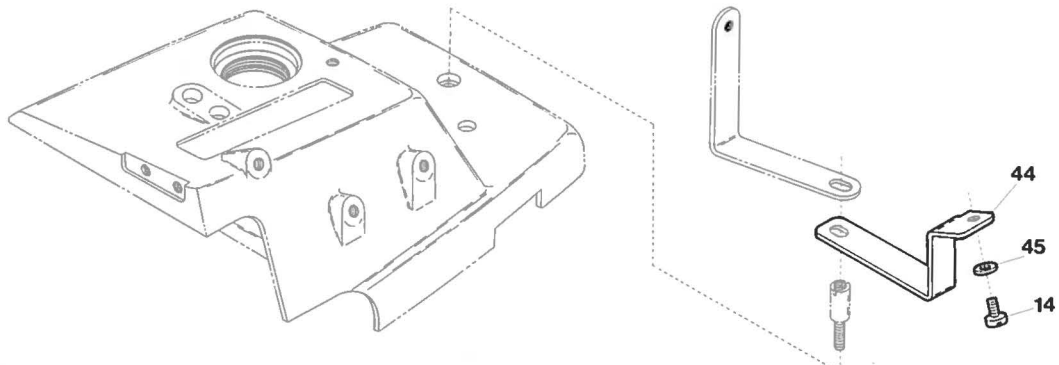
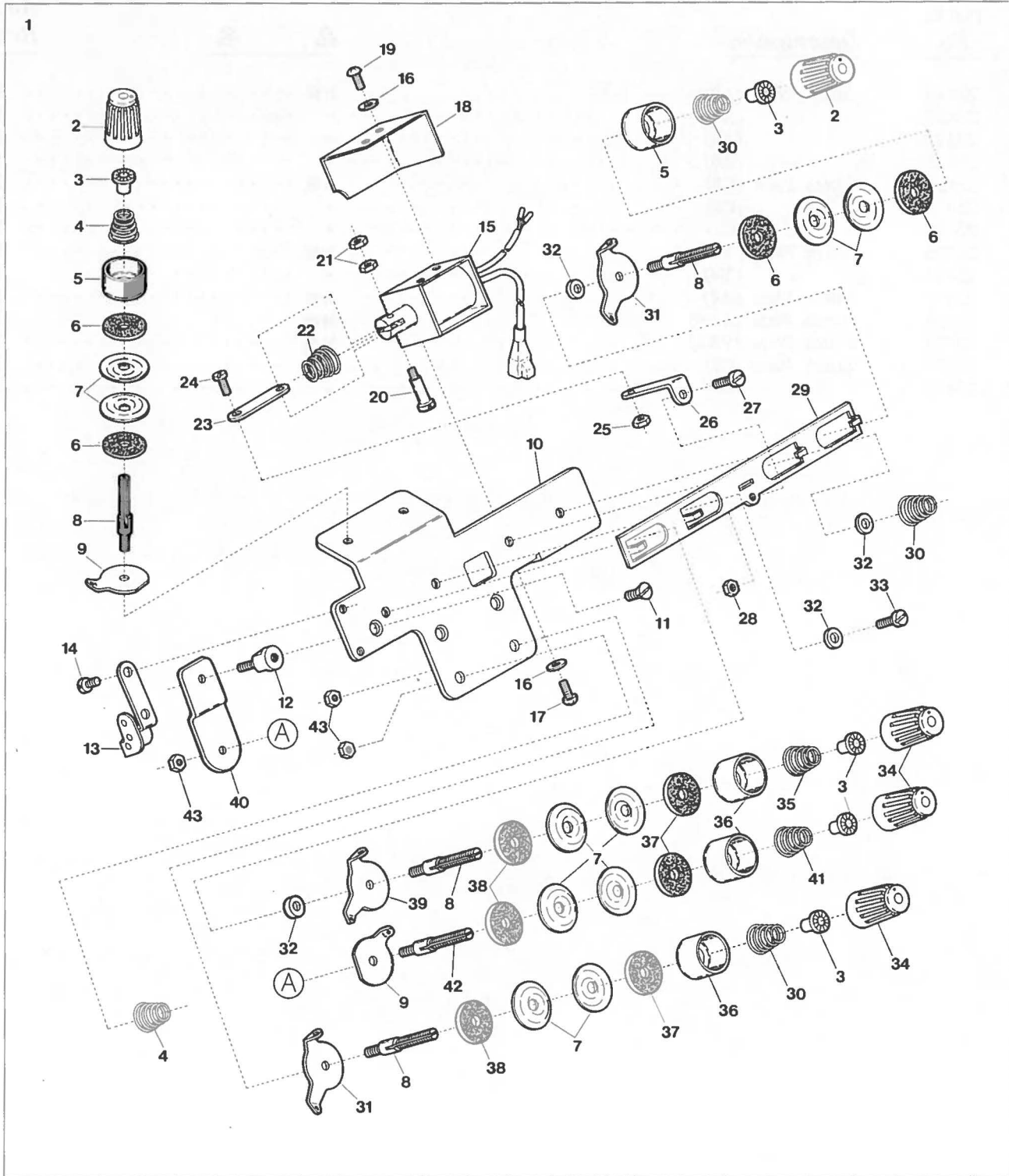




"MU4", "MU5" DEVICE (4)" MU 4 " , " MU 5 " 装置(4)

<u>Ref.</u> <u>No.</u>	<u>Parts</u> <u>No.</u>	<u>Description</u>	<u>品 名</u>	<u>Amt.</u> <u>Req.</u>
1-1	23419	Stitch Plate (A3) .....	針板 .....	1
1-2	23420	" (A4) .....	" .....	1
1-3	23421	" (A5) .....	" .....	1
1-4	23422	" (A6) .....	" .....	1
2-1	23423	Stitch Plate (C5) .....	針板 .....	1
2-2	23424	" (C6) .....	" .....	1
2-3	23425	" (C7) .....	" .....	1
3-1	23426	Stitch Plate (Y3) .....	針板 .....	1
3-2	23427	" (Y4) .....	" .....	1
4	23432	Stitch Plate (A4) .....	針板 .....	1
5	23428	Stitch Plate (AY6) .....	針板 .....	1
6	23429	Stitch Plate (YX4) .....	針板 .....	1
7-1	23430	Stitch Plate (C5) .....	針板 .....	1
7-2	23431	" (C7) .....	" .....	1

"MU5" DEVICE(5)



## "MU5" DEVICE (5) for Z6000

## "MU5" 装置(5)

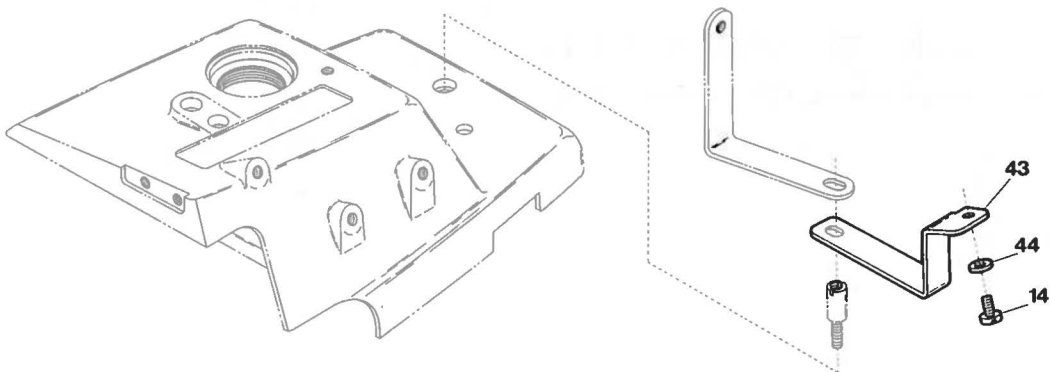
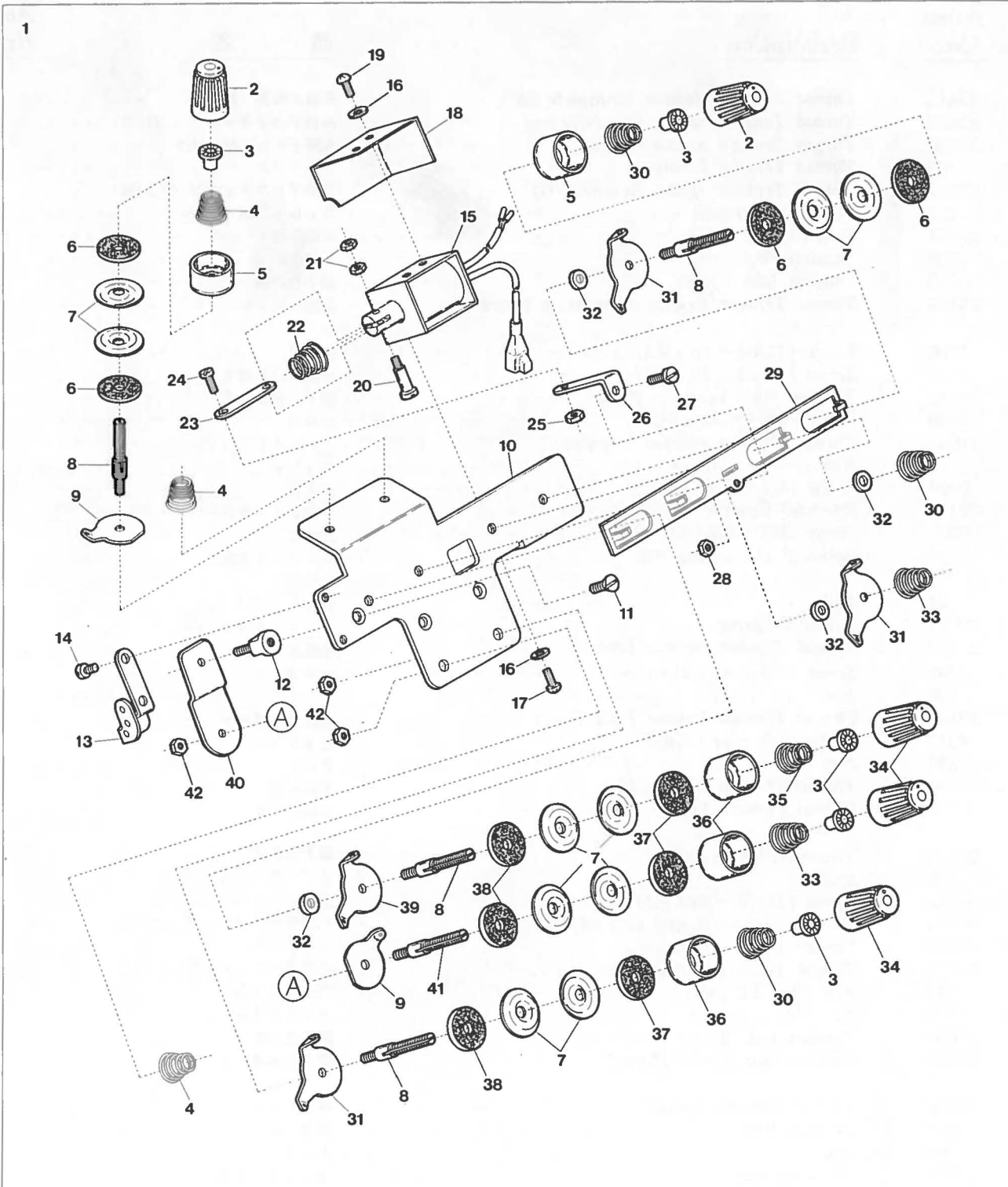
Ref. No.	Parts No.	Description	品名	Amt. Req.
1	23413	Thread Tension Release, Complete Set	糸緩メ装置(組)	1
2	33806	Thread Tension Spring Cap (G)	糸調子バネキャップ(上)(緑)	3
3	33890	Thread Tension Spring Bushing	糸調子ナット回り止メ	7
4	20103	Thread Tension Spring	糸調子バネ	2
5	33807	Thread Tension Spring Retainer (G)	糸調子バネキャップ(下)(緑)	3
6	286	Felt (G) (1.0 mm)	フェルト(緑)	6
7	31111	Tension Disc	糸調子皿	14
8	7904	Tension Post	糸調子棒	6
9	36853	Tension Disc Eyelet	調子台糸道	2
10	23185	Thread Tension Release Supporting Board	糸緩メ台	1
11	1396	Screw (11/64 - 40 x 4.5)	止ネジ	3
12	4151	Screw (11/64 - 40 x 8.5)	糸緩メ台取付ケネジ	3
13	23188	Tension Disc Auxiliary Eyelet	調子台補助糸道	1
14	4358	Screw (9/64 - 40 x 5.6)	止ネジ	3
15	11942	Thread Tension Release Solenoid	ソレノイド	1
16	14	Washer	ワッシャ	4
17	9994	Screw (M3 - 0.5 x 8)	止ネジ	2
18	23189	Solenoid Cover	ソレノイドカバー	1
19	9995	Screw (M3 - 0.5 x 5)	止ネジ	2
20	5128	Solenoid Connecting Pin	ソレノイド連結ピン	1
21	21	Nut	ナット	2
22	32971	Solenoid Spring	ソレノイドバネ	1
23	23187	Thread Tension Release Link	糸緩メリンク	1
24	6092	Screw (1/8 - 44 x 4)	止ネジ	1
25	330	Nut	ナット	1
26	23186	Thread Tension Release Plate Guide	糸緩メ板ガイド	1
27	4312	Screw (1/8 - 44 x 7.9)	止ネジ	1
28	331	Nut	ナット	1
29	23190	Thread Tension Release Plate	糸緩メ板	1
30	20102	Thread Tension Spring	糸調子バネ	3
31	20101	Tension Disc Eyelet	調子台糸道	4
32	496	Spacer	スペーサ	4
33	9853	Screw (11/64 - 40 x 6.5)	止ネジ	1
34	20104	Thread Tension Spring Cap (W)	糸調子バネキャップ(上)(白)	4
35	20132	Thread Tension Spring	糸調子バネ	1
36	20118	Thread Tension Spring Retainer (W)	糸調子バネキャップ(下)(白)	4
37	178	Felt (W) (2.5 mm)	フェルト(白)	4
38	177	Felt (W) (1.0 mm)	フェルト(白)	4
39	21001	Tension Disc Eyelet	調子台糸道	1
40	22655	Tension Disc Eyelet (Large)	調子台糸道(大)	1
41	30255	Thread Tension Spring	糸調子バネ	1
42	4125	Tension Post	糸調子棒	1
43	340	Nut	ナット	3
44	23191	Solenoid Stay	ソレノイド支工	1
45	532	Washer	ワッシャ	1

(注) (G) は緑色、(W) は白色を表わします。

NOTE: (G) ··· Green colored, (W) ··· White colored.



## "MU5" DEVICE(6)



## "MU5" DEVICE (6) for Z6020

## "MU5" 装置(6)

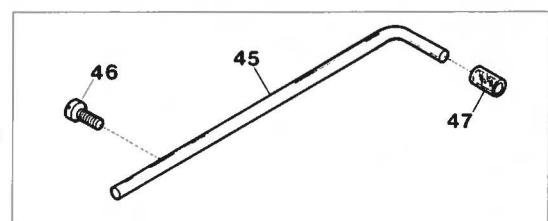
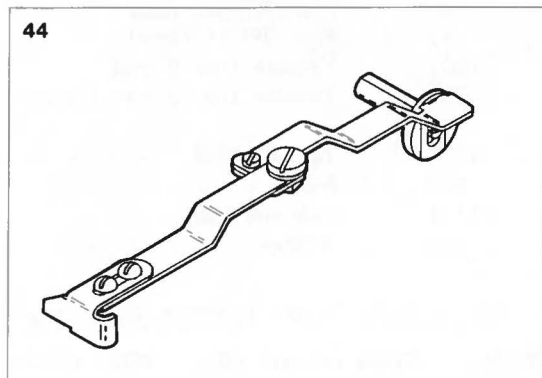
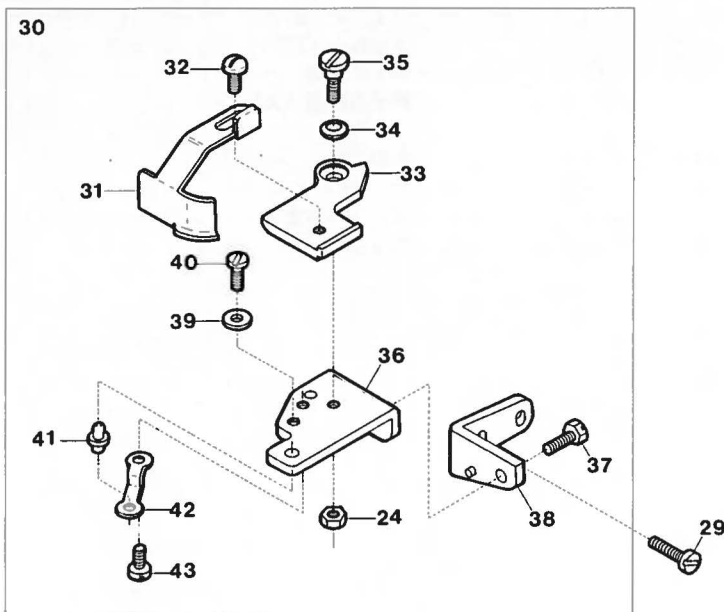
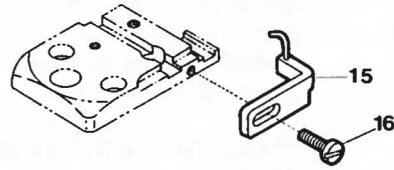
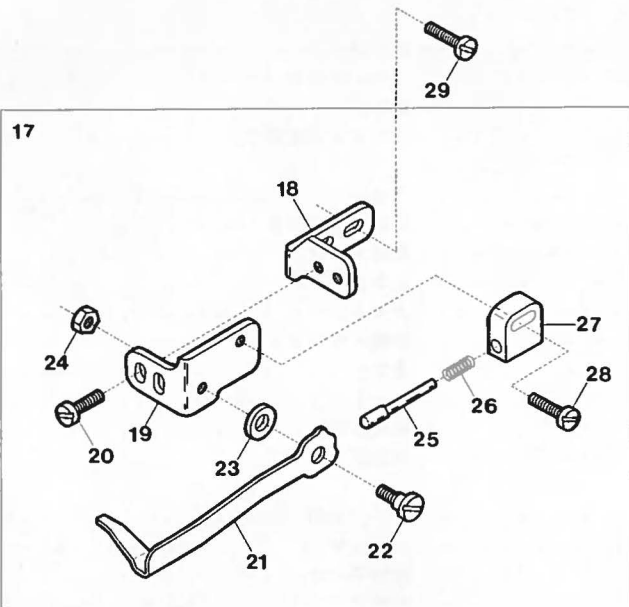
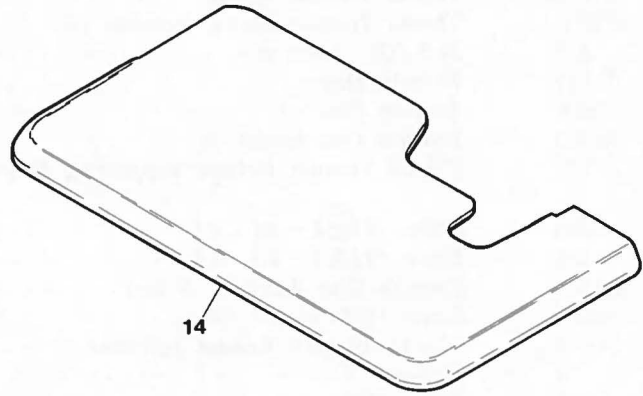
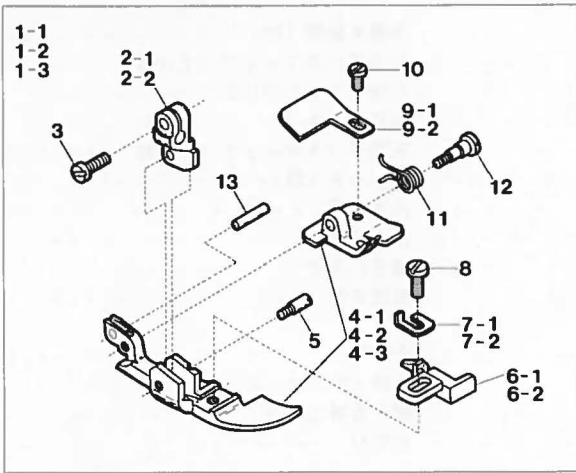
Ref. No.	Parts No.	Description	品名	Amt. Req.
1	23448	Thread Tension Release, Complete Set	糸緩メ装置(組)	1
2	33806	Thread Tension Spring Cap (G)	糸調子バネキャップ(上)(緑)	4
3	33890	Thread Tension Spring Bushing	糸調子ナット回り止メ	9
4	20103	Thread Tension Spring	糸調子バネ	3
5	33807	Thread Tension Spring Retainer (G)	糸調子バネキャップ(下)(緑)	4
6	286	Felt (G) (1.0 mm)	フェルト(緑)	8
7	31111	Tension Disc	糸調子皿	18
8	7904	Tension Post	糸調子棒	8
9	36853	Tension Disc Eyelet	調子台糸道	3
10	23185	Thread Tension Release Supporting Board	糸緩メ台	1
11	1396	Screw (11/64 - 40 x 4.5)	止ネジ	3
12	4151	Screw (11/64 - 40 x 8.5)	糸緩メ台取付ケネジ	3
13	23188	Tension Disc Auxiliary Eyelet	調子台補助糸道	1
14	4358	Screw (9/64 - 40 x 5.6)	止ネジ	3
15	11942	Thread Tension Release Solenoid	ソレノイド	1
16	14	Washer	ワッシャ	4
17	9994	Screw (M3 - 0.5 x 8)	止ネジ	2
18	23189	Solenoid Cover	ソレノイドカバー	1
19	9995	Screw (M3 - 0.5 x 5)	止ネジ	2
20	5128	Solenoid Connecting Pin	ソレノイド連結ピン	1
21	21	Nut	ナット	2
22	32971	Solenoid Spring	ソレノイドバネ	1
23	23187	Thread Tension Release Link	糸緩メリンク	1
24	6092	Screw (1/8 - 44 x 4)	止ネジ	1
25	330	Nut	ナット	1
26	23186	Thread Tension Release Plate Guide	糸緩メ板ガイド	1
27	4312	Screw (1/8 - 44 x 7.9)	止ネジ	1
28	331	Nut	ナット	1
29	23190	Thread Tension Release Plate	糸緩メ板	1
30	20102	Thread Tension Spring	糸調子バネ	3
31	20101	Tension Disc Eyelet	調子台糸道	5
32	496	Spacer	スパーサ	4
33	30255	Thread Tension Spring	糸調子バネ	1
34	20104	Thread Tension Spring Cap (W)	糸調子バネキャップ(上)(白)	5
35	20132	Thread Tension Spring	糸調子バネ	2
36	20118	Thread Tension Spring Retainer (W)	糸調子バネキャップ(下)(白)	5
37	178	Felt (W) (2.5 mm)	フェルト(白)	5
38	177	Felt (W) (1.0 mm)	フェルト(白)	5
39	21001	Tension Disc Eyelet	調子台糸道	1
40	22655	Tension Disc Eyelet (Large)	調子台糸道(大)	1
41	4125	Tension Post	糸調子棒	1
42	340	Nut	ナット	3
43	23191	Solenoid Stay	ソレノイド支工	1
44	532	Washer	ワッシャ	1

(注) (G)は緑色、(W)は白色を表わします。

NOTE: (G)··· Green colored, (W)··· White colored.

## EXTRA PARTS(1)

### UNCURLER DEVICE





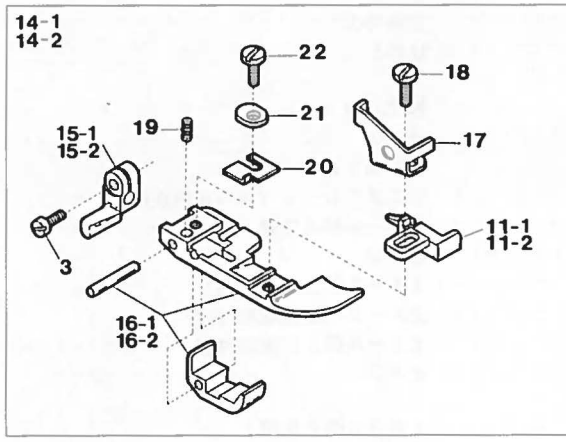
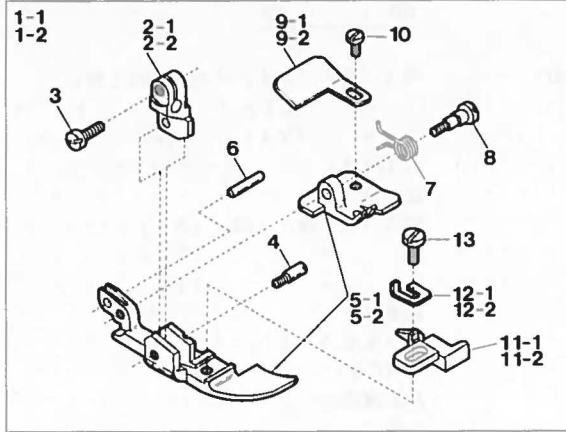
## EXTRA PARTS (1)

## 特注部品(1)

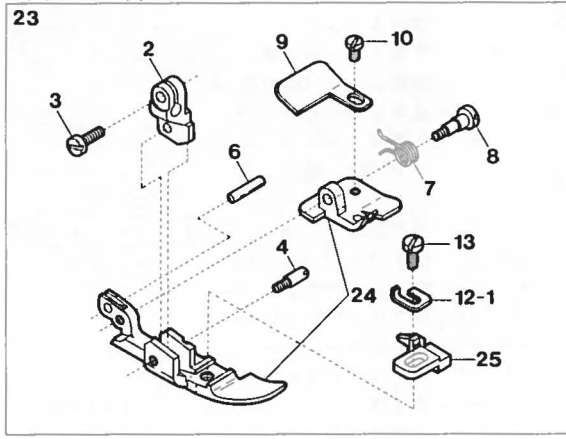
Ref. No.	Parts No.	Description	品名	Amt. Req.
1-1	22906	Presser Foot, Complete Set (A4) (for Uncurler)	押工(組) (A4) (カール防止用)	1
1-2	22909	" " " " (C5) ( " )	" (C5) ( " )	1
1-3	22913	" " " " (Y4) ( " )	" (Y4) ( " )	1
2	20561	Presser Foot (Upper)	押工(上)	1
3	4351	Screw (9/64 - 40 x 7)	止ネジ	1
4-1	22873	Presser Foot (Front/Rear) Unit (A4)	押工(前・後) (組) (A4)	1
4-2	22874	" " " " (C5)	" (C5)	1
4-3	22875	" " " " (Y4)	" (Y4)	1
5	4136	Screw (1/8 - 44 x 2.7)	止ネジ	1
6-1	21872	Presser Foot Stitch Tongue (A4, Y4)	爪 (A4, Y4)	1
6-2	21874	" " " " (C5)	" (C5)	1
7	20502	Presser Foot Adjusting Plate	押工調節板	1
8	4131	Screw (1/8 - 44 x 6)	止ネジ	1
9	22156	Presser Foot Chain Shield	空糸押工	1
10	4141	Screw (3/32 - 56 x 2.1)	止ネジ	1
11	20516	Presser Foot Spring (Small)	押工バネ (小)	1
12	4140	Screw (3/32 - 56 x 3)	止ネジ	1
13	747	Pin	バネ掛ケピン	1
14	22880	Cloth Plate (for Uncurler)	クロスプレート (カール防止用)	1
15	22426	Uncurler for downward curling Unit	下カール防止定規 (組)	1
16	1175	Screw (9/64 - 40 x 8)	止ネジ	1
17	22420	Uncurler for upward curling, Complete Set	上カール防止定規 (組)	1
18	22425	Uncurler Holder Support	上カール防止定規取付台	1
19	22424	Uncurler Holder	上カール防止定規取付板	1
20	4358	Screw (9/64 - 40 x 5.6)	止ネジ	2
21	22421	Uncurler for upward curling	上カール防止定規	1
22	4157	Screw (11/64 - 40 x 5.5)	止ネジ	1
23	500	Washer	ワッシャ	1
24	334	Nut	ナット	2
25	22423	Uncurler Stopper	定規ストッパ	1
26	80504	Uncurler Spring	定規ストッパバネ	1
27	22422	Uncurler Stopper Holder	定規ストッパ取付台	1
28	7405	Screw (9/64 - 40 x 10.3)	止ネジ	1
29	4440	Screw (12/64 - 40 x 8.3)	止ネジ	4
30	22430	Edge Guide, Complete Set	当て定規 (組)	1
31	22432	Edge Guide	当て定規	1
32	1330	Screw (9/64 - 40 x 3.8)	止ネジ	1
33	22431	Edge Guide Swing-out Lever	スイングアウトレバー	1
34	172	Spring Washer	スプリングワッシャ	1
35	4150	Screw (11/64 - 40 x 5.2)	止ネジ	1
36	22434	Edge Guide Swing-out Holder	スイングアウトレバー取付台	1
37	5506	Screw (11/64 - 40 x 8)	止ネジ	1
38	22433	Edge Guide Swing-out Lever Holder	定規取付台	1
39	22437	Edge Guide Swing-out Lever Stopper	スイングアウトレバーストッパ	1
40	7616	Screw (1/8 - 44 x 4.2)	止ネジ	1
41	22435	Edge Guide Positioning Pin	定規固定ピン	1
42	22436	Edge Guide Positioning Pin Holder Spring	定規固定ピン押工バネ	1
43	1227	Screw (1/8 - 44 x 3.8)	止ネジ	1
44	20700	Edge Guide, Complete Set	当て定規 (組)	1
45	22836	Synchronizer Positioning Pin	ポジションナピン	1
46	9508	Screw (11/64 - 40 x 7.5)	止ネジ	1
47	22837	Synchronizer Cushion	ポジションナピンクッション	1

## EXTRA PARTS(2)

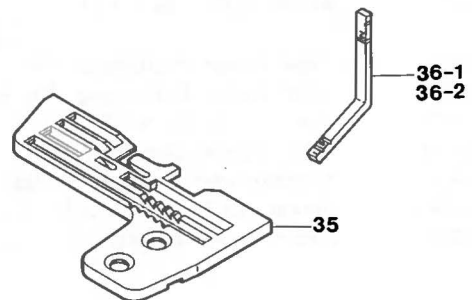
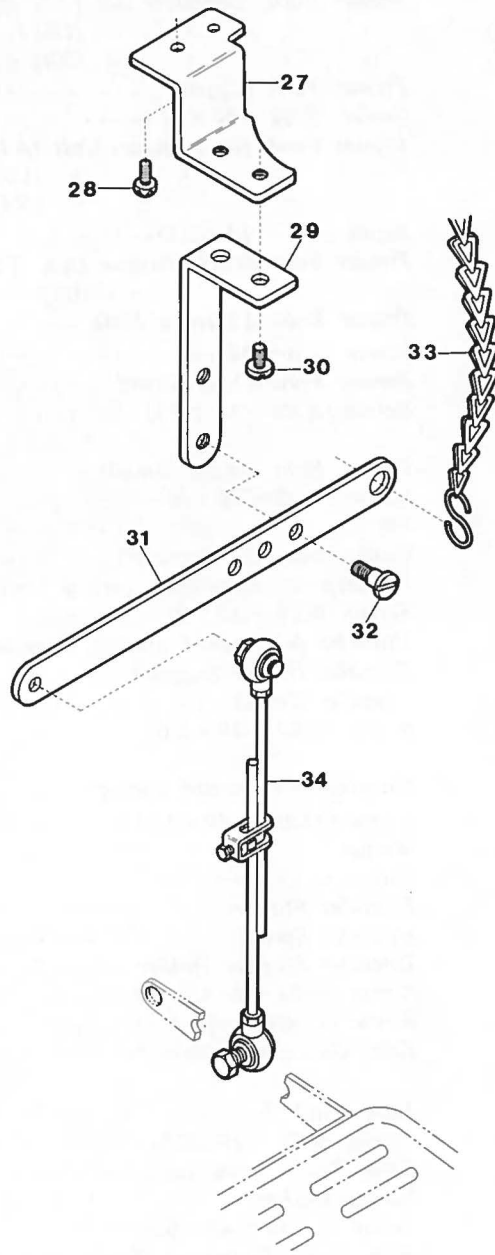
**Presser Foot (Teflon-processed Bottom)**  
テフロック押工



**Presser Foot for Small turning**  
小回り用押工



**Pitman (Connecting Presser Foot Lifting Mechanism)** 26  
ピットマン押工揚ゲ装置



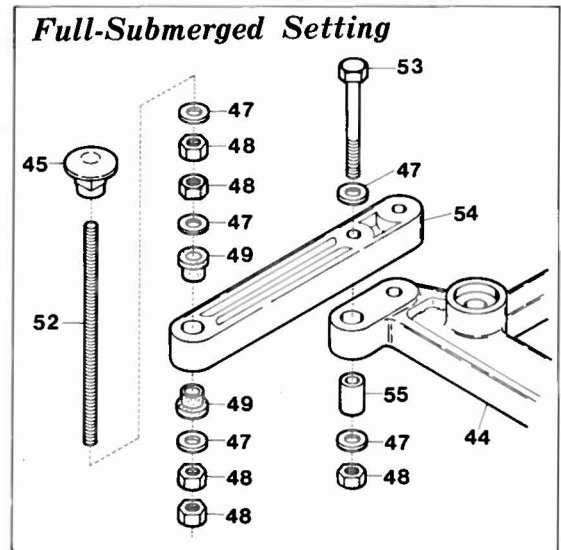
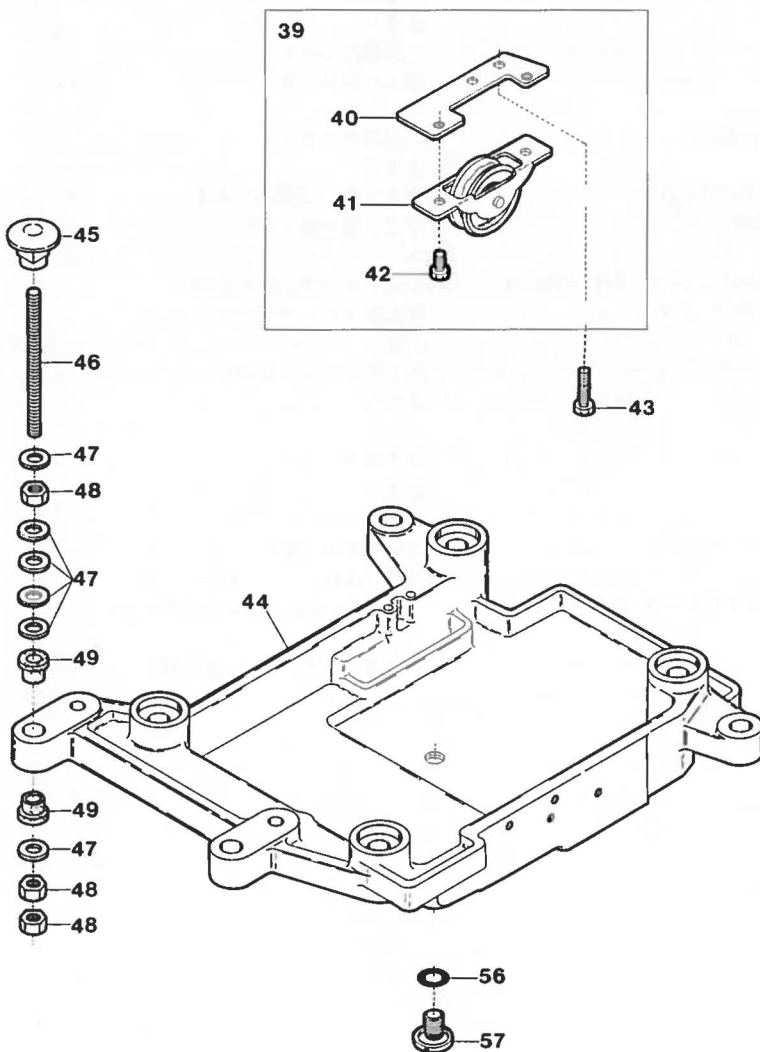
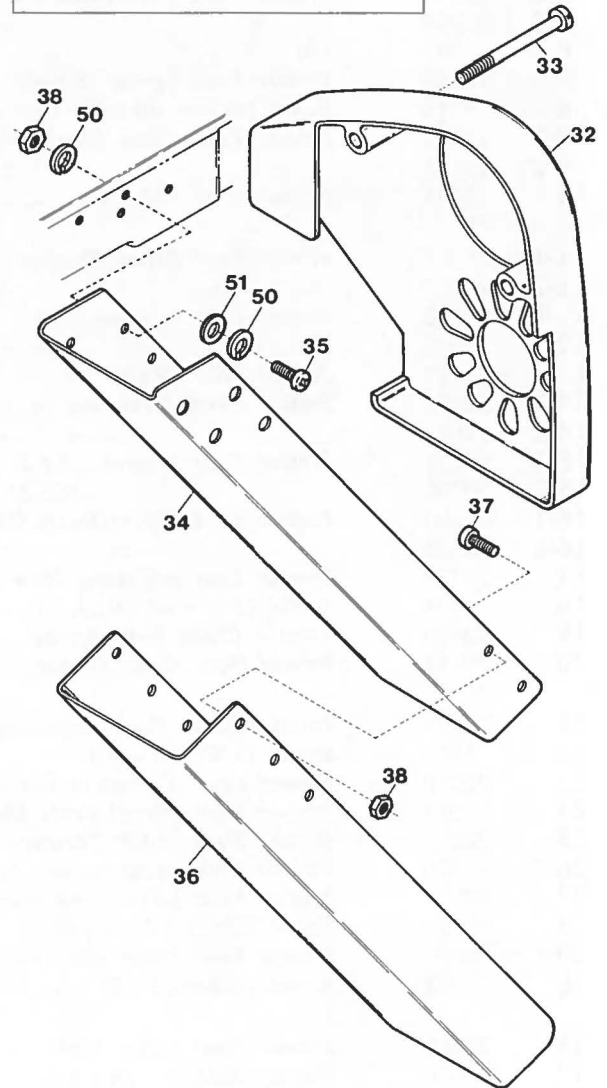
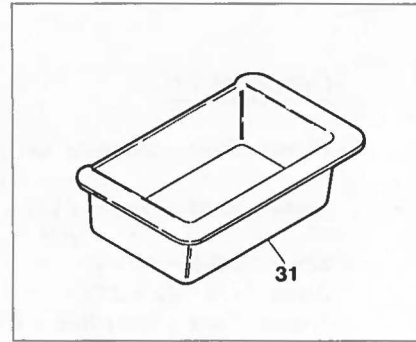
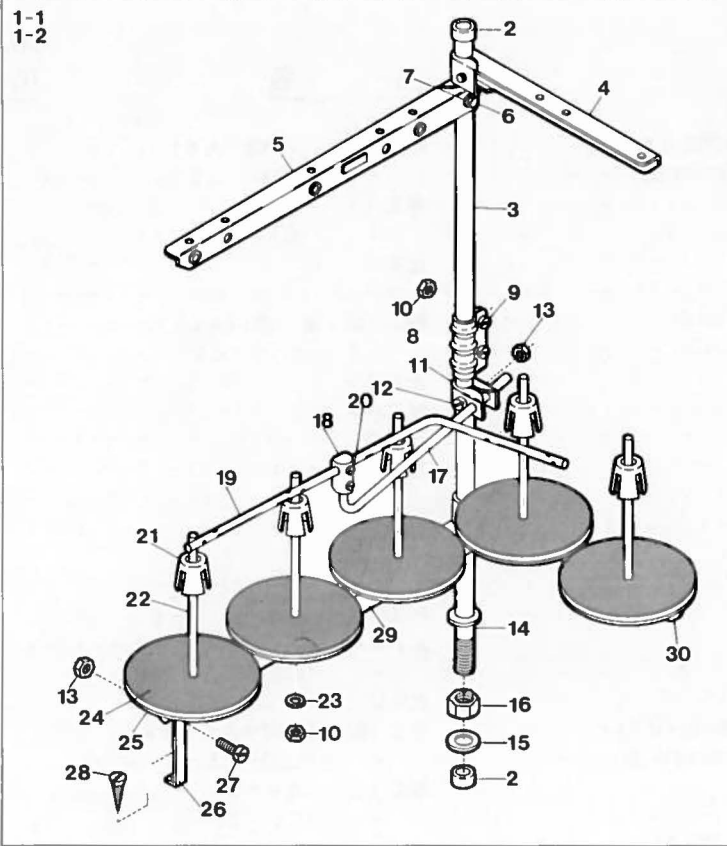


## EXTRA PARTS (2)

## 特注部品(2)

Ref. No.	Parts No.	Description	品名	Amt. Req.
1-1	22796	Presser Foot, Complete Set (Z6000-A4) . . . . .	押工(組) (Z6000-A4) . . . . .	1
1-2	22799	" " (Z6000-C5) . . . . .	" (Z6000-C5) . . . . .	1
2-1	20561	Presser Foot (Upper) (A4) . . . . .	押工(上) (A4) . . . . .	1
2-2	20570	" " (C5) . . . . .	" (C5) . . . . .	1
3	4351	Screw (9/64-40 x 7) . . . . .	止ネジ . . . . .	1
4	4136	Screw (1/8-44 x 2.7) . . . . .	止ネジ . . . . .	1
5-1	22115	Presser Foot (Front/Rear) Unit (A4) . . . . .	押工(前・後)(組) (A4) . . . . .	1
5-2	22808	" " " (C5) . . . . .	" " (C5) . . . . .	1
6	747	Pin . . . . .	止メピン . . . . .	1
7	20516	Presser Foot Spring (Small) . . . . .	押工バネ(小) . . . . .	1
8	4140	Screw (3/32-56 x 3) . . . . .	止ネジ . . . . .	1
9-1	22156	Presser Foot Chain Shield (A4) . . . . .	空糸押工(A4) . . . . .	1
9-2	20501	" " (C5) . . . . .	" (C5) . . . . .	1
10	4141	Screw (3/32-56 x 2.1) . . . . .	止ネジ . . . . .	1
11-1	21872	Presser Foot Stitch Tongue (A4) . . . . .	爪(A4) . . . . .	1
11-2	21873	" " (C5) . . . . .	" (C5) . . . . .	1
12-1	20502	Presser Foot Stopper (A4) . . . . .	ストップ板(A4) . . . . .	1
12-2	20576	" " (C5) . . . . .	" (C5) . . . . .	1
13	4131	Screw (1/8-44 x 6) . . . . .	止ネジ . . . . .	1
14-1	22802	Presser Foot, Complete Set (Z6000-A4-3) . . . . .	押工(組) (Z6000-A4-3) . . . . .	1
14-2	22803	" " (Z6000-C5-3) . . . . .	" (Z6000-C5-3) . . . . .	1
15-1	22501	Presser Foot (Upper) (A4-3) . . . . .	押工(上) (A4-3) . . . . .	1
15-2	20740	" " (C5-3) . . . . .	" (C5-3) . . . . .	1
16-1	22598	Presser Foot (Front/Rear) Unit (A4-3) . . . . .	押工(前・後)(組) (A4-3) . . . . .	1
16-2	22599	" " " (C5-3) . . . . .	" " (C5-3) . . . . .	1
17	20739	Presser Foot Adjusting Plate . . . . .	押工調節板 . . . . .	1
18	4134	Screw (1/8-44 x 6.5) . . . . .	止ネジ . . . . .	1
19	22499	Double Chain Foot Spring . . . . .	二重環押工バネ . . . . .	1
20	20741	Presser Foot Hinge Spring . . . . .	押工ヒンジバネ . . . . .	1
21	22498	Double Chain Foot Adjusting Plate . . . . .	二重環押工調節片 . . . . .	1
22	1225	Screw (1/8-44 x 2.8) . . . . .	止ネジ . . . . .	1
23	22510	Presser Foot, Complete Set (Z6000-A4) . . . . .	押工(組) (Z6000-A4) . . . . .	1
24	22511	Presser Foot (Front/Rear) Unit . . . . .	押工(前・後)(組) . . . . .	1
25	22513	Presser Foot Stitch Tongue . . . . .	爪 . . . . .	1
26	22620	Pitman Connecting Presser Foot Lifting Mechanism . . . . .	ピットマン押工揚げ装置 . . . . .	1
27	22621	Presser Foot Lifter Link Support Stay . . . . .	押工揚げリンク取付板支工 . . . . .	1
28	9992	Screw (M4-0.7 x 10) . . . . .	止ネジ . . . . .	2
29	36907	Presser Foot Lifter Link Support . . . . .	押工揚げリンク取付板 . . . . .	1
30	5062	Screw (1/4-40 x 8) . . . . .	止ネジ . . . . .	2
31	36908	Presser Foot Lifter Link . . . . .	押工揚げリンク . . . . .	1
32	8076	Screw (33/128-24 x 8.3) . . . . .	止ネジ . . . . .	1
33	37912	Chain . . . . .	鎖 . . . . .	1
34	36909	Pitman Connecting Rod Unit . . . . .	ピットマン(組) . . . . .	1
35	22610	Stitch Plate (A5) . . . . . (Only the width of tongue is different comparing with Z6000-A4 Stitch Plate.)	針板(A5) . . . . . (Z6000-A4と爪幅のみ異なる)	1
36-1	22589	Timing Gauge (for Z6000) . . . . .	タイミングゲージ (Z6000用) . . . . .	1
36-2	22590	" " (for Z6100) . . . . .	" (Z6100用) . . . . .	1





Ref. No.	Parts No.	Description	品名	Amt. Req.
1-1	99056	Thread Stand, Complete Set (5 Spools Type)	糸立台(組) (5本糸用)	1
1-2	99048	" " (6 " " )	" " (6 " " )	1
2	99057	Column Cap	コラムキャップ	2
3	99058	Column Pipe (Upper)	コラムパイプ(上)	1
4	99059	Thread Hanger (2 Spools Type)	スレッドハンガ(2本糸用)	1
5	99060	Thread Hanger (3 Pools Type)	スレッドハンガ(3本糸用)	1
6	147	Screw	止ネジ	4
7	148	Washer	ワッシャ	4
8	99061	Column Pipe Connector	コラムパイプ継手	1
9	149	Screw	止ネジ	2
10	150	Nut	ナット	7
11	99062	Thread Guide Holder	糸案内ホルダ	1
12	151	Screw	止ネジ	1
13	152	Nut	ナット	2
14	99063	Column Pipe (Lower)	コラムパイプ(下)	1
15	153	Nut	ナット	1
16	154	Washer	ワッシャ	1
17	99030	Thread Guide Bar	糸案内支工棒	1
18	99031	Thread Guide Bar Bracket	支工棒接点	1
19	99064	Thread Guide	糸案内	1
20	156	Screw	止ネジ	2
21	99065	Spool Cushion	スプールクッション	5
22	99066	Spool Pin	スプール軸	5
23	157	Spring Washer	スプリングワッシャ	5
24	99067	Spool Mat	スプールマット	5
25	99068	Spool Seat Disc	受ケ皿	5
26	99069	Spool Holder Stay	スプールホルダ支工	1
27	158	Screw	止ネジ	1
28	159	Wood Screw	木ネジ	1
29	99070	Spool Holder (3 Spools Type)	スプールホルダ(3本糸用)	1
30	99071	Spool Holder (2 Spools Type)	スプールホルダ(2本糸用)	1
31	30080	Chip Receiver (Semi-submerged only)	切屑受ケ(半沈式のみ)	1
32	20039	Belt Cover	ベルトカバー	1
33	4102	Screw (1/4 - 40 x 38 (13))	ベルトカバー止ネジ	2
34	20068	Chute (Upper)	シュート(上)	1
35	9860	Screw (M4 - 0.7 x 14)	シュート(上)止ネジ	2
36	20069	Chute (Lower)	シュート(下)	1
37	4127	Screw (M4 - 0.7 x 6)	シュート(下)止ネジ	4
38	15	Nut	ナット	4
39	20078	Idler, Complete Set (EXTRA)	アイドラ(組)	1
40	20077	Idler Support (for Left Footing Pedal) (EXTRA)	アイドラ取付板	1
41	20076	Idler (for Left Footing Pedal) (EXTRA)	左足ペダル用アイドラ	1
42	9995	Screw (M3 - 0.5 x 5) (EXTRA)	左足ペダルアイドラ止ネジ	2
43	9992	Screw (M4 - 0.7 x 10) (EXTRA)	アイドラ(組)止ネジ	2
44	21328	Supporting Board	受ケ板	1
45	70	Hanging Nut	吊リナット	4
46	9861	Hanging Bolt (M8 - 1.25 x 95) (Semi-submerged only)	吊リボルト(半沈式のみ)	4
47	162	Washer (Semi-submerged)	ワッシャ(半沈式)	24
47	162	Washer (Full-submerged)	ワッシャ(全沈式)	20
48	16	Nut (Semi-submerged)	ナット(半沈式)	12
48	16	Nut (Full-submerged)	ナット(全沈式)	20
49	20064	Supporting Board Rubber Cushion	受ケ板ゴム座	8
50	644	Spring Washer	スプリングワッシャ	4
51	665	Washer	ワッシャ	2
52	9864	Hanging Bolt (M8 - 1.25 x 200) (Full-submerged only)	吊リボルト(全沈式のみ)	4
53	9871	Bolt (M8 - 1.25 x 55) ( " )	ボルト(全沈式のみ)	4
54	20057	Supporting Board Connector ( " )	受ケ板支工具(全沈式のみ)	2
55	20045	Supporting Board Sleeve ( " )	受ケ板スリーブ(全沈式のみ)	2
56	32421	Drain Hole Seal	Oリング	1
57	5076	Drain Hole Screw	油抜きネジ	1



## Z6000 Class List of Main Spare Parts (主要部品リスト)(1)

Models	Main Parts	Needle Clamp	Presser Foot Complete Set	Presser Foot (Upper)	Presser Foot (Front/Rear) Unit	Stitch Tongue	Stitch Plate	Differential Feed Dog
		針止メ	押エ(組)	押エ(上)	押エ(前・後)(組)	押エの爪	針板	前送り
Z6000-A3		22830	22085	20561	22084	21871	21800	21846
-A3/K		"	"	"	"	"	21802	"
-A3/MT		"	"	"	"	"	23419	"
-A4		"	22087	"	"	21872	21801	"
-A4/K		"	"	"	"	"	21803	"
-A4/MT		"	"	"	"	"	23420	"
-A4-3		"	22504	22501	22503	21872	21801	"
-A4-3/K		"	"	"	"	"	21803	"
-A4-3/MT		"	"	"	"	"	23420	"
-A5		"	22089	20561	22084	21873	21812	21847
-A5/K		"	"	"	"	"	21814	"
-A5/MT		"	"	"	"	"	23421	"
-A6		"	22091	"	"	21874	21813	"
-A6/K		"	"	"	"	"	21815	"
-A6/MT		"	"	"	"	"	23422	"
Z6000-C5		22831	22131	20570	21576	21873	20212	20460
-C5/K		"	"	"	"	"	20914	"
-C5/MT		"	"	"	"	"	23423	"
-C5-3		"	22507	20740	22506	21873	20212	"
-C5-3/K		"	"	"	"	"	20914	"
-C5-3/MT		"	"	"	"	"	23423	"
-C6		"	22133	20570	21576	21874	22075	"
-C6/K		"	"	"	"	"	22076	"
-C6/MT		"	"	"	"	"	23424	"
-C7		"	22135	"	"	21875	20214	21114
-C7/K		"	"	"	"	"	22829	"
-C7/MT		"	"	"	"	"	23425	"
Z6000-Y3		21750	22120	20561	22119	21871	22893	21846
-Y3/K		"	"	"	"	"	22895	"
-Y3/MT		"	"	"	"	"	23426	"
-Y4		"	22122	"	"	21872	22894	"
-Y4/K		"	"	"	"	"	22896	"
-Y4/MT		"	"	"	"	"	23427	"
Z6000-G5-3		22715	22717	22713	22716	21873	22710	20460
Z6002-A4		22830	22087	20561	22084	21872	21801	21846
-A4/K		"	"	"	"	"	21803	"
-A4/MT		"	"	"	"	"	23420	"
Z6002-C5		22831	22131	20570	21576	21873	20212	20460
-C5/K		"	"	"	"	"	20914	"
-C5/MT		"	"	"	"	"	23423	"
Z6002-Y4		21750	22122	20561	22119	21872	22894	21846
-Y4/K		"	"	"	"	"	22896	"
-Y4/MT		"	"	"	"	"	23427	"

Note: Indication of "DA" and "DF" have been omitted in the numbering of all models on this List.

このリストの全モデルの型式表示は "DA" "DF" の記号を省略しております。

From the library of: Superior Sewing Machine & Supply LLC





## Z6000 Class List of Main Spare Parts (主要部品リスト)(2)

Main Parts Models	Needle	Presser Foot	Presser Foot	Presser Foot	Stitch	Stitch	Differential
	Clamp	Complete Set	(Upper)	(Front/Rear) Unit	Tongue	Plate	Feed Dog
	針 止 ヶ	押エ(組)	押エ(上)	押エ(前・後)(組)	押エの爪	針 板	前 送 リ
Z6005 -A4	22830	23100	21938	22163	—	21801	21849
-A4/K	"	"	"	"	—	21803	"
Z6005 -C5	22831	23102	"	20679	—	20212	20674
-C5/K	"	"	"	"	—	20914	"
Z6006 -A4	22830	23104	"	22167	—	21801	21849
Z6006 -C5	22831	23106	"	20672	—	20212	20674
Z6007 -A4	22830	23100	"	22163	—	21801	21849
Z6007 -C5	22831	23102	"	20679	—	20212	20674
Z6018 -A4	22830	22928	20561	22927	21872	23296	23298
-A4/MT	"	"	"	"	"	23432	"
Z6018 -C5	22831	23227	20570	23226	21873	23295	23297
Z6020 -AY6	21749	22175	20561	22084	21865	21820	21847
-AY6/MT	"	"	"	"	"	23428	"
Z6020 -YX4	21747	22177	"	22119	21870	22899	21846
-YX4/MT	"	"	"	"	"	23429	"
Z6025 -AY6	21749	22159	"	22158	21867	21820	21847
-AY6/MT	"	"	"	"	"	23428	"
Z6100 -C5	22221	22230	22225	※	22224	22220	22222
-C5/K	"	"	"	※	"	22617	"
-C5/MT	"	"	"	※	"	23430	"
-C5-10	"	"	"	※	"	22220	"
-C5-10/MT	"	"	"	※	"	23430	"
-C7	"	22218	"	※	22237	22235	"
-C7/MT	"	"	"	※	"	23431	"
-C7-10	"	"	"	※	"	22235	"
-C7-10/MT	"	"	"	※	"	23431	"
Z6102 -C5	"	22230	"	※	22224	22220	"
-C5/K	"	"	"	※	"	22617	"
-C5/MT	"	"	"	※	"	23430	"
-C5-10	"	"	"	※	"	22220	"
-C5-10/K	"	"	"	※	"	22617	"
-C5-10/MT	"	"	"	※	"	23430	"
-C7	"	22218	"	※	22237	22235	"
-C7/MT	"	"	"	※	"	23431	"
-C7-10	"	"	"	※	"	22235	"
-C7-10/MT	"	"	"	※	"	23431	"

Note: ※ Presser Foot on Type Z6100 and 6102 are separated in Presser Foot (Front), 22227 and Presser Foot (Rear), 22228 instead of "Unit".

※ Z6100及びZ6102型機の押エの(前), (後)は"組"ではなく押エ(前)(22227)と押エ(後)(22228)に別れており、(組)品番はありません。

Main Feed Dog	Auxiliary Feed Dog	Upper Looper	Lower Looper	Double Chaining Looper	Needle Guard (Overlock Stitch)		Needle Guard (Double Chain Stitch)	
					(Front)	(Rear)	(Front)	(Rear)
後送り	小送り	上ルーパー	下ルーパー	二重環ルーパー	オーバ針受ケ(前)	オーバ針受ケ(後)	インタ針受ケ(前)	インタ針受ケ(後)
21850	20441	21700	21701	25046	23335	24169	20226	20227
"	"	"	"	"	"	"	"	"
20675	"	"	"	"	"	"	"	"
"	"	"	"	"	"	"	"	"
21850	"	"	"	"	"	"	"	"
20675	"	"	"	"	"	"	"	"
21850	"	"	"	"	"	"	"	"
20675	"	"	"	"	"	"	"	"
21848	"	"	"	"	23333	"	"	"
"	"	"	"	"	"	"	"	"
20461	"	"	"	"	"	"	"	"
21848	"	21754	"	"	"	"	"	"
"	"	"	"	"	"	"	"	"
22891	22892	"	"	"	23334	"	"	"
"	"	"	"	"	"	"	"	"
21848	20441	"	"	"	23333	"	"	"
"	"	"	"	"	"	"	"	"
22223	"	21756	21757	20577	"	22593	"	"
"	"	"	"	"	"	"	"	"
"	"	"	"	"	"	"	"	"
"	"	"	"	"	"	"	"	22578
"	"	"	"	"	"	"	"	"
"	"	"	"	"	"	"	"	20227
"	"	"	"	"	"	"	"	"
"	"	"	"	"	"	"	"	22578
"	"	"	"	"	"	"	"	"
"	"	21752	"	"	"	"	"	20227
"	"	"	"	"	"	"	"	"
"	"	"	"	"	"	"	"	"
"	"	"	"	"	"	"	"	22578
"	"	"	"	"	"	"	"	"
"	"	"	"	"	"	"	"	20227
"	"	"	"	"	"	"	"	"
"	"	"	"	"	"	"	"	22578
"	"	"	"	"	"	"	"	"



<i>Models</i>	<i>Parts No. (Model Plate)</i>	<i>Parts No. (Threading Chart)</i>
Z6000	20880	2545
Z6002	20882	2547
Z6005	20883	2545
Z6006	20884	"
Z6007	20885	"
Z6018	20881	"
Z6020	20886	2533
Z6025	20887	"
Z6100	20888	2545
Z6102	20892	2547

<i>Gauge Indicate Plate &amp; Parts No.</i>							
<i>A3DF</i>	20802	<i>A6DF</i>	20819	<i>C7DF</i>	20821	<i>Y4DF</i>	20804
<i>A3DA</i>	20803	<i>A6DA</i>	20820	<i>C7DA</i>	20822	<i>Y4DA</i>	20805
<i>A4DF</i>	20806	<i>C5DF</i>	20810	<i>G5DF</i>	20844	<i>AY6DF</i>	20827
<i>A4DA</i>	20807	<i>C5DA</i>	20811	<i>G5DA</i>	20845	<i>AY6DA</i>	20828
<i>A5DF</i>	20808	<i>C6DF</i>	20812	<i>Y3DF</i>	20800	<i>YX4DF</i>	20842
<i>A5DA</i>	20809	<i>C6DA</i>	20813	<i>Y3DA</i>	20801	<i>YX4DA</i>	20843

<i>Device Indicate Plate</i>	<i>Parts No.</i>	<i>Device Indicate Plate</i>	<i>Parts No.</i>
<i>/K</i>	18700	<i>-3</i>	18704
<i>/KT</i>	18716	<i>-10</i>	18708
<i>/KR</i>	18721	<i>-3/K</i>	18754
<i>/MT2</i>	18732	<i>-3/MT2</i>	18734
<i>/MT12</i>	18733	<i>-10/MT2</i>	18738
<i>/MU4</i>	18730		
<i>/MU5</i>	18731		

Parts No.	Page No.	Ref. No.	Weight (g)	Parts No.	Page No.	Ref. No.	Weight (g)	Parts No.	Page No.	Ref. No.	Weight (g)
2	34	30	1.0	187	36	14	0.03	355	19	21	0.85
2	37	35	1.0	190	7	13	0.06	355	22	21	0.85
10	4	53	0.2	192	12	29	0.5	376	14	39	0.05
14	31	16	2	193	12	9	0.3	396	2	33	1
14	32	16	2	194	6	15	0.2	397	5	8	0.01
14	40	16	2	195	6	26	0.2	398	12	26	0.04
14	41	16	2	198	7	28	0.45	419	14	2	1
15	1	18	0.7	199	6	38	0.02	424	1	40	--
15	44	38	0.7	203	10	26	0.25	451	12	11	1.5
16	44	48	--	203	26	26	0.25	461	9	2	8.5
21	31	21	0.1	216	20	11	0.3	488	34	31	0.1
21	32	21	0.1	219	27	19	--	488	37	36	0.1
21	40	21	0.1	223	13	7	--	496	31	32	1
21	41	21	0.1	240	7	29	--	496	32	32	1
70	44	45	--	243	10	42	--	496	40	32	1
147	44	6	4	243	26	29	--	496	41	32	1
148	44	7	0.5	278	10	20	0.03	500	42	23	1.5
149	44	9	1.5	278	26	20	0.03	507	10	11	0.1
150	44	10	0.8	286	31	6	0.1	519	19	20	0.1
151	44	12	4.5	286	32	6	0.1	519	22	20	0.1
152	44	13	1.5	286	40	6	0.1	520	6	7	0.3
153	44	15	1	286	41	6	0.1	520	8	7	0.3
154	44	16	5	322	33	8	0.3	520	10	17	0.3
156	44	20	1	330	31	25	0.45	520	11	16	0.3
157	44	23	0.7	330	32	25	0.45	520	12	7	0.3
158	44	27	2	330	40	25	0.45	520	12	56	0.3
159	44	28	3	330	41	25	0.45	520	26	17	0.3
162	44	47	3.9	331	31	28	0.6	528	1	4	1.85
170	7	7	0.25	331	32	28	0.6	531	18	20	0.23
171	6	43	0.00	331	40	28	0.6	531	21	20	0.23
171	10	25	0.00	331	41	28	0.6	532	8	22	0.3
171	26	25	0.00	334	6	10	0.6	532	29	4	0.3
172	42	34	0.2	334	9	19	0.6	532	33	5	0.3
174	6	31	0.1	334	18	6	0.6	532	36	7	0.3
176	7	11	0.1	334	21	6	0.6	532	40	45	0.3
177	4	8	0.06	334	28	16	0.6	532	41	44	0.3
177	24	9	0.06	334	42	24	0.6	538	2	49	0.4
177	25	9	0.06	335	19	28	0.8	538	11	40	0.4
177	31	38	0.06	335	22	28	0.8	538	14	13	0.4
177	32	38	0.06	335	29	12	0.8	538	18	5	0.4
177	40	38	0.06	335	36	5	0.8	538	19	5	0.4
177	41	38	0.06	340	4	12	0.5	538	21	5	0.4
178	4	6	0.3	340	12	57	0.5	538	22	3	0.4
178	24	7	0.3	340	19	7	0.5	538	24	14	0.4
178	25	7	0.3	340	22	5	0.5	538	25	14	0.4
178	31	37	0.3	340	24	11	0.5	538	34	23	0.4
178	32	37	0.3	340	25	11	0.5	538	37	24	0.4
178	40	37	0.3	340	31	43	0.5	542	29	15	0.3
178	41	37	0.3	340	32	42	0.5	542	38	11	0.3
180	14	29	0.2	340	33	14	0.5	550	3	26	0.03
181	12	54	13	340	36	15	0.5	550	6	12	0.03
182	4	26	4.3	340	40	43	0.5	550	29	9	0.03
183	6	18	4.4	340	41	42	0.5	561	12	55	0.45
185	12	49	2.7	347	18	10	0.95	567	14	8	0.07
187	33	12	0.03	347	21	10	0.95	568	33	24	0.13



# INDEX

Parts No.	Page No.	Ref. No.	Weight (g)	Parts No.	Page No.	Ref. No.	Weight (g)	Parts No.	Page No.	Ref. No.	Weight (g)
568	36	25	0.13	1222	19	2	0.5	3638	6	28	0.5
600	12	58	0.3	1225	15	27	0.3	3638	7	20	0.5
632	19	25	0.8	1225	16	35	0.3	3638	10	41	0.5
632	22	25	0.8	1225	17	11	0.3	3638	11	18	0.5
636	6	39	0.02	1225	43	22	0.3	3638	12	3	0.5
636	11	7	0.02	1227	42	43	0.3	3638	13	31	0.5
637	10	9	0.07	1228	2	43	0.2	3638	18	15	0.5
637	11	42	0.07	1230	2	26	0.2	3638	19	42	0.5
637	12	27	0.07	1230	34	17	0.2	3638	21	15	0.5
638	10	5	0.16	1230	37	17	0.2	3638	22	42	0.5
638	11	12	0.16	1326	4	35	1	3639	2	2	2
638	14	9	0.16	1330	4	49	0.6	3639	7	22	2
639	6	32	0.32	1330	19	39	0.6	3639	9	28	2
639	8	13	0.32	1330	22	39	0.6	3646	1	29	0.9
639	12	19	0.32	1330	42	32	0.6	3654	5	19	3.5
644	44	50	0.8	1331	34	12	0.5				
651	14	10	0.98	1331	37	12	0.5	4088	13	29	0.3
652	2	21	--	1396	31	11	0.8	4097	9	38	0.3
665	44	51	0.25	1396	32	11	0.8	4098	9	36	0.7
669	12	51	0.25	1396	40	11	0.8	4100	12	35	3
687	12	17	0.1	1396	41	11	0.8	4100	18	23	3
688	11	24	2	1457	5	13	0.59	4100	21	23	3
726	2	18	0.04	1457	10	8	0.59	4102	44	33	9.7
740	5	9	0.1	1459	1	12	0.1	4103	9	16	13.5
747	9	44	0.3	1892	38	21	0.1	4104	15	9	1.8
747	15	38	0.3					4106	8	23	1.1
747	16	19	0.3	2566	2	57	--	4106	8	25	1.1
747	20	12	0.3					4107	9	14	3
747	23	13	0.3	3312	33	17	0.1	4108	14	23	0.4
747	24	28	0.3	3312	36	18	0.1	4109	13	27	0.4
747	25	33	0.3	3313	10	21	0.1	4110	12	45	4.6
747	42	13	0.3	3313	26	21	0.1	4111	12	53	4
747	43	6	0.3	3348	28	48	1	4113	11	39	6
755	6	27	0.2	3405	13	19	1	4116	14	28	1
755	7	8	0.2	3433	1	10	0.33	4117	1	22	4.5
755	12	10	0.2	3434	5	16	0.4	4118	12	44	0.6
916	2	11	--	3434	6	24	0.4	4119	9	1	27
930	6	44	0.4	3434	13	20	0.4	4120	4	30	3
930	7	31	0.4	3556	19	22	1.4	4122	2	15	8.3
1016	2	31	0.5	3556	22	22	1.4	4123	5	2	1.5
1156	6	52	2.2	3632	13	2	1.7	4124	14	7	4
1170	5	18	0.1	3632	26	28	1.7	4125	4	10	5
1175	18	13	0.92	3635	5	29	0.9	4125	19	6	5
1175	21	13	0.92	3635	13	8	0.9	4125	22	4	5
1175	29	14	0.92	3637	2	47	0.1	4125	24	10	5
1175	42	16	0.92	3637	6	48	0.1	4125	25	10	5
1186	1	19	1	3637	9	5	0.1	4125	31	42	5
1196	28	49	0.5	3637	15	15	0.1	4125	32	41	5
1202	9	10	0.8	3637	16	25	0.1	4125	40	42	5
1202	11	5	0.8	3637	19	26	0.1	4125	41	41	5
1202	28	44	0.8	3637	22	26	0.1	4126	14	37	5.3
1203	25	18	0.1	3637	24	30	0.1	4127	2	36	0.8
1203	34	7	0.1	3637	25	35	0.1	4127	4	40	0.8
1203	37	7	0.1	3637	34	10	0.1	4127	44	37	0.8
1208	11	47	0.6	3637	37	10	0.1	4128	20	10	1



INDEX

Parts No.	Page No.	Ref. No.	Weight (g)	Parts No.	Page No.	Ref. No.	Weight (g)	Parts No.	Page No.	Ref. No.	Weight (g)
4130	8	17	4130	4151	40	12	3	4404	38	5	0.25
4130	11	21	4130	4151	41	12	3	4406	3	25	1.18
4131	9	51	0.6	4152	11	36	1.3	4406	3	40	1.18
4131	15	33	0.6	4155	6	40	--	4410	10	4	2
4131	16	14	0.6	4157	42	22	--	4410	13	16	2
4131	20	8	0.6	4236	28	32	0.34	4435	3	39	1.05
4131	24	23	0.6	4274	3	23	--	4437	3	14	1.5
4131	27	21	0.6	4275	12	48	--	4437	11	8	1.5
4131	42	8	0.6	4276	14	24	--	4437	28	38	1.5
4131	43	13	0.6	4312	2	20	0.58	4440	2	45	1.5
4132	18	16	0.8	4312	31	27	0.58	4440	3	35	1.5
4132	21	16	0.8	4312	32	27	0.58	4440	7	14	1.5
4132	29	2	0.8	4312	40	27	0.58	4440	8	30	1.5
4132	33	10	0.8	4312	41	27	0.58	4440	13	42	1.5
4132	36	10	0.8	4314	3	12	0.4	4440	29	10	1.5
4133	6	42	--	4314	28	37	0.4	4440	42	29	1.5
4134	15	23	1	4317	20	24	0.5	4441	2	16	2.2
4134	16	31	1	4351	9	41	0.9	4441	3	11	2.2
4134	17	7	1	4351	15	19	0.9	4441	6	13	2.2
4134	25	28	1	4351	16	9	0.9	4441	9	20	2.2
4134	43	18	1	4351	17	3	0.9	4591	8	28	2.4
4136	9	42	0.36	4351	20	5	0.9	4591	19	32	2.4
4136	15	30	0.36	4351	23	3	0.9	4591	22	32	2.4
4136	16	10	0.36	4351	24	18	0.9	4635	3	17	4
4136	23	4	0.36	4351	25	22	0.9	4635	33	21	4
4136	24	19	0.36	4351	27	3	0.9	4635	36	22	4
4136	25	23	0.36	4351	42	3	0.9				
4136	42	5	0.36	4351	43	3	0.9	5000	2	41	0.62
4136	43	4	0.36	4352	27	23	1.3	5000	11	20	0.62
4137	4	25	1	4352	29	11	1.3	5000	19	34	0.62
4138	20	23	0.75	4352	36	4	1.3	5000	22	34	0.62
4138	23	8	0.75	4353	1	3	0.9	5036	11	23	0.6
4140	9	46	0.7	4353	4	18	0.9	5036	19	11	0.6
4140	15	37	0.7	4353	13	13	0.9	5036	22	9	0.6
4140	16	18	0.7	4353	18	26	0.9	5036	28	31	0.6
4140	23	12	0.7	4353	21	26	0.9	5038	33	19	2
4140	24	27	0.7	4353	33	6	0.9	5038	36	20	2
4140	25	32	0.7	4353	34	5	0.9	5040	11	29	2
4140	42	12	0.7	4353	36	8	0.9	5040	28	12	2
4140	43	8	0.7	4353	37	5	0.9	5043	19	37	1.76
4141	9	48	0.16	4358	1	14	0.9	5043	22	37	1.76
4141	15	35	0.16	4358	10	34	0.9	5049	12	52	--
4141	16	16	0.16	4358	28	40	0.9	5055	13	37	--
4141	23	10	0.16	4358	29	5	0.9	5062	43	30	2.8
4141	24	25	0.16	4358	31	14	0.9	5070	6	2	5
4141	25	30	0.16	4358	32	14	0.9	5070	8	2	5
4141	42	10	0.16	4358	40	14	0.9	5070	10	2	5
4141	43	10	0.16	4358	41	14	0.9	5070	11	2	5
4143	12	42	2.5	4358	42	20	0.9	5075	1	31	10
4144	10	32	0.28	4401	22	11	0.3	5076	44	57	8
4147	8	16	2	4401	38	9	0.3	5078	3	8	--
4149	27	5	0.5	4404	7	17	0.25	5083	2	4	3.85
4150	42	35	0.46	4404	15	4	0.25	5089	1	8	4
4151	31	12	3	4404	26	12	0.25	5094	3	29	1.7
4151	32	12	3	4404	29	18	0.25	5098	7	18	1.5

INDEX

Parts No.	Page No.	Ref. No.	Weight (g)	Parts No.	Page No.	Ref. No.	Weight (g)	Parts No.	Page No.	Ref. No.	Weight (g)
5093	34	3	1.5	6910	38	29	5	9604	6	9	0.9
5098	37	3	1.5					9604	8	9	0.9
5108	6	19	6	7006	1	17	0.7	9604	12	38	0.9
5108	10	12	6	7006	4	52	0.7	9624	12	24	0.4
5108	11	10	6	7006	19	15	0.7	9730	4	38	0.6
5127	33	13	--	7006	22	15	0.7	9730	13	4	0.6
5127	36	13	--	7128	6	36	0.8	9730	27	9	0.6
5128	31	20	--	7302	19	18	0.34	9853	4	21	1.6
5128	32	20	--	7302	22	18	0.34	9853	13	34	1.6
5128	40	20	--	7311	10	39	1.9	9853	29	16	1.6
5128	41	20	--	7405	8	20	1.2	9853	31	33	1.6
5133	2	23	0.5	7405	42	28	1.2	9853	38	12	1.6
5343	2	13	0.78	7605	18	25	1.04	9853	40	33	1.6
5345	3	6	0.9	7605	21	25	1.04	9860	44	35	--
5345	6	50	0.9	7609	13	10	1.15	9861	44	46	--
5345	19	4	0.9	7609	19	27	1.15	9864	44	52	--
5345	22	2	0.9	7609	22	27	1.15	9871	44	53	--
5500	11	15	5	7609	28	46	1.15	9876	14	30	--
5505	28	17	2.1	7609	30	2	1.15	9909	7	4	2
5506	30	9	1.5	7609	38	35	1.15	9909	14	31	2
5506	38	32	1.5	7616	12	31	0.36	9930	12	47	6
5506	42	37	1.5	7616	28	42	0.36	9931	3	38	2.8
5512	12	34	1	7616	42	40	0.36	9932	13	45	0.93
5520	6	6	5	7619	7	25	0.37	9944	3	27	--
5520	8	6	5	7619	14	14	0.37	9958	1	23	--
5520	12	6	5	7650	1	6	0.35	9974	1	34	--
5522	10	18	4	7650	5	6	0.35	9992	43	28	2
5522	26	18	4	7650	9	26	0.35	9992	44	43	2
5550	9	24	3	7904	4	9	5	9993	34	27	2.5
5550	11	32	3	7904	31	8	5	9993	37	32	2.5
5550	12	2	3	7904	32	8	5	9994	31	17	0.25
5612	1	39	--	7904	40	8	5	9994	32	17	0.25
5624	33	3	--	7904	41	8	5	9994	40	17	0.25
5624	36	2	--					9994	41	17	0.25
5650	11	26	3	8076	43	32	7.5	9995	31	19	0.4
				8101	11	3	1.6	9995	32	19	0.4
6011	4	33	--					9995	34	29	0.4
6068	33	25	2.5	9106	11	41	2.75	9995	37	34	0.4
6068	36	26	2.5	9127	9	18	1.1	9995	40	19	0.4
6075	18	4	2.4	9127	24	13	1.1	9995	41	19	0.4
6075	21	4	2.4	9127	25	13	1.1	9995	44	42	0.4
6092	31	24	2	9150	3	2	2				
6092	32	24	2	9150	14	20	2	10017	7	9	1.5
6092	40	24	2	9150	25	16	2	10310	28	4	--
6092	41	24	2	9150	34	24	2	10310	38	17	--
6094	9	12	0.5	9150	37	25	2				
6142	19	24	3.11	9209	30	3	0.5	11323	30	4	--
6142	22	24	3.11	9209	38	36	0.5	11709	30	5	48
6150	18	9	2	9508	6	4	1	11709	34	35	48
6150	21	9	2	9508	8	4	1	11709	38	28	48
6405	9	8	0.6	9508	10	28	1	11753	34	21	73
6816	1	38	2	9508	13	32	1	11754	37	30	5
6905	28	3	2	9508	42	46	1	11760	33	11	655
6910	30	6	5	9604	1	25	0.9	11839	31	15	150
6910	34	36	5	9604	2	38	0.9	11839	32	15	150



INDEX

Parts No.	Page No.	Ref. No.	Weight (g)	Parts No.	Page No.	Ref. No.	Weight (g)	Parts No.	Page No.	Ref. No.	Weight (g)
11840	29	7	20	20076	44	41	32	20156	5	15	172
11841	29	8	5	20077	44	40	--	20157	5	17	90.8
11880	30	8	20	20078	44	39	120	20158	5	20	63
11888	29	17	42	20079	2	37	4.3	20159	5	11	53.5
11926	37	22	--	20100	4	11	24.5	20161	3	28	0.82
11928	37	27	--	20101	4	15	9	20165	4	32	6.8
11930	38	24	--	20101	31	31	9	20166	4	37	4
11933	38	31	--	20101	32	31	9	20167	4	36	13
11934	38	1	--	20101	40	31	9	20168	4	20	11
11935	38	4	--	20101	41	31	9	20169	4	19	0.7
11941	36	12	--	20102	4	13	2.5	20180	6	1	40.5
11942	40	15	--	20102	31	30	2.5	20185	5	25	30.5
11942	41	15	--	20102	32	30	2.5	20186	5	26	44.5
11943	38	23-1	--	20102	40	30	2.5	20187	5	27	0.8
11944	38	23-2	--	20102	41	30	2.5	20189	6	22	2
11945	38	23-3	--	20103	4	14	2.1	20190	6	35	1.3
11946	38	23-4	--	20103	31	4	2.1	20191	6	25	4.8
11949	38	6	--	20103	32	4	2.1	20192	6	21	41
11954	34	34-1	--	20103	40	4	2.1	20193	6	23	13
11959	34	34-2	--	20103	41	4	2.1	20195	6	37	2.2
11967	34	25	--	20104	4	1	8.5	20198	6	16	28.5
11973	38	27	--	20104	24	3	8.5	20199	6	17	24
11974	38	26	--	20104	25	3	8.5	20212	16	2-1	25.5
11975	38	25	--	20104	31	34	8.5	20212	20	16	25.5
11987	36	3	--	20104	32	34	8.5	20214	16	2-3	26.5
				20104	40	34	8.5	20218	3	22	15.5
20003	2	5	12	20104	41	34	8.5	20220	6	51	62
20004	2	8	8	20108	4	47	1.2	20226	7	15	0.12
20005	2	9	1.25	20110	4	46	0.8	20227	7	12	17.5
20014	2	40	0.4	20112	10	33	2.8	20228	3	36	8
20015	2	44	130	20118	4	5	0.95	20237	6	20	60
20016	2	46	11.8	20118	24	6	0.95	20238	6	55	3.3
20017	2	51	1.6	20118	25	6	0.95	20245	7	21	22
20019	14	16	0.8	20118	31	36	0.95	20271	9	37	0.5
20020	14	15	0.7	20118	32	36	0.95	20276	9	29	49
20035	1	13	10.2	20118	40	36	0.95	20279	9	23	30
20036	1	20	12.4	20118	41	36	0.95	20280	9	22	1.6
20038	1	21	1.8	20123	4	31	7	20281	9	21	7
20039	44	32	88	20124	4	29	1.8	20282	9	15	57.7
20043	3	10	19.5	20125	4	28	0.36	20283	9	17	11
20045	44	55	9.3	20126	4	27	4	20293	9	11	0.6
20048	1	35	1500	20131	4	24	0.1	20299	9	27	80
20049	1	36	85	20132	4	3	1.9	20300	9	25	14
20051	3	21	0.9	20132	31	35	1.9	20301	18	27	1.4
20052	3	20	1.6	20132	32	35	1.9	20301	21	27	1.4
20053	1	37	12.5	20132	40	35	1.9	20311	11	4	7
20054	1	26	68	20132	41	35	1.9	20316	5	32	36
20056	1	28	20.5	20136	8	32	--	20318	10	16	43.2
20057	44	54	246	20137	1	30	0.4	20320	10	24	7.4
20060	3	5	25	20143	1	32	38	20320	26	24	7.4
20064	44	49	2.4	20144	1	33	3.3	20322	10	38	11
20068	44	34	363	20145	1	41	21	20323	10	40	4.9
20069	44	36	414	20151	5	14	1.2	20325	14	12	0.8
20072	3	15	0.5	20154	5	3	64	20330	10	35	1.5
20072	6	54	0.5	20155	5	5	51	20331	10	19	3



INDEX

Parts No.	Page No.	Ref. No.	Weight (g)	Parts No.	Page No.	Ref. No.	Weight (g)	Parts No.	Page No.	Ref. No.	Weight (g)
20331	26	19	3	20484	5	22	4.1	20576	16	13	0.54
20334	5	30	1.8	20485	5	21	20.5	20576	23	21	0.54
20341	11	6	10.9	20486	8	14	132	20576	43	12-2	0.54
20342	11	9	40	20487	8	10	2.4	20577	27	11	5.2
20343	11	13	44	20489	15	3	0.2	20611	19	13	66
20344	5	33	26	20489	26	10	0.2	20611	22	13	66
20345	5	34	31.5	20490	8	18	1	20612	19	10	15
20350	12	50	1.5	20491	15	5	5	20616	19	35	2.3
20360	11	25	24	20492	15	7	2.7	20616	22	35	2.3
20361	11	28	11	20496	8	21	2.8	20623	20	7	0.6
20364	11	30	23	20501	16	15	0.9	20630	19	23	61.5
20366	5	36	23.5	20501	23	22	0.9	20630	22	23	61.5
20367	5	37	18	20501	43	9-2	0.9	20631	19	16	6.9
20370	13	15	40	20502	9	50	0.3	20631	22	16	6.9
20371	11	44	4.4	20502	15	32	0.3	20651	7	3	4
20372	11	43	40	20502	23	7	0.3	20653	7	10	1.1
20373	11	37	47	20502	24	22	0.3	20657	7	19	0.5
20374	11	45	17.4	20502	25	26	0.3	20659	2	29	1.4
20375	11	48	9	20502	42	7	0.3	20660	2	35	0.5
20376	11	46	5.4	20502	43	12-1	0.3	20663	2	19	12.5
20381	11	33	--	20503	9	35	0.4	20672	20	22	15.4
20401	13	22	3.6	20516	9	45	0.1	20674	20	17	12.6
20406	13	24	45	20516	15	36	0.1	20675	20	18	18
20408	12	21	58	20516	16	17	0.1	20679	20	20	16.6
20410	5	40	15	20516	20	9	0.1	20686	19	38	16
20411	5	39	15	20516	23	11	0.1	20686	22	38-1	16
20412	5	38	23	20516	24	26	0.1	20688	22	38-2	16
20413	12	22	6	20516	25	31	0.1	20700	42	44	75
20414	12	23	1.9	20516	42	11	0.1	20707	19	40	18
20418	12	41	26	20516	43	7	0.1	20707	22	40-1	18
20421	12	43	3	20517	16	6	0.4	20709	22	40-2	21
20425	12	8	12.5	20519	14	33	10	20712	24	12	34
20426	12	14	41.3	20520	14	22	32	20712	25	12	34
20427	12	15	43.3	20526	14	21	445	20713	24	1	80
20428	13	33	8	20530	14	25	5	20713	25	1	80
20429	13	43	6.25	20531	14	26	15	20733	25	27	0.8
20430	13	40	1.3	20532	14	27	22	20739	15	22	2.5
20432	13	14	17	20533	14	11	22	20739	16	30	2.5
20433	13	41	5.6	20534	14	1	2.3	20739	43	17	2.5
20436	12	39	4.8	20535	14	6	50	20740	16	28	5.5
20441	13	11	2.7	20538	3	9	0.1	20740	43	15-2	5.5
20442	12	13	92	20538	11	38	0.1	20741	15	25	0.7
20447	12	20	68	20539	14	38	26	20741	16	33	0.7
20450	13	35	26	20546	14	19	42	20741	43	20	0.7
20452	13	25	36	20550	6	14	0.8	20758	3	19	3
20454	13	28	0.24	20561	9	40	5.3	20759	3	18	10
20455	13	30	13	20561	15	29	5.3	20760	3	7	3
20460	16	3-1	18.5	20561	23	2	5.3	20895	28	28	4
20460	17	15	18.5	20561	24	17	5.3	20896	28	39-2	14
20461	16	4	8.3	20561	25	21	5.3	20900	28	26	--
20461	23	25	8.3	20561	42	2	5.3	20904	28	25	80
20462	16	5	2	20561	43	2-1	5.3	20909	28	51-3	--
20470	3	30	15.5	20570	16	8	4.5	20910	28	27	2
20472	3	32	0.9	20570	23	18	4.5	20912	28	39-1	14
20483	5	23	29.5	20570	43	2-2	4.5	20914	28	51-1	24

# INDEX

Parts No.	Page No.	Ref. No.	Weight (g)	Parts No.	Page No.	Ref. No.	Weight (g)	Parts No.	Page No.	Ref. No.	Weight (g)
20917	28	35	19.5	21728	2	39	61.5	21888	1	42	11600
20928	28	47	4.5	21731	3	37	24	21889	5	28	12.5
20959	28	36	1.8	21735	1	9	9.5	21918	28	34	370
20988	33	18	33	21737	3	13	168	21929	28	24	--
20988	36	19	33	21738	28	43	119	21938	20	4	4.5
20989	34	26	13.2	21739	3	41	8				
				21747	24	36	4.4	22075	16	2-2	26
21001	31	39	11	21749	24	29	4.3	22076	28	51-2	24.5
21001	32	39	11	21749	25	34	4.3	22084	9	43	13.6
21001	40	39	11	21750	15	39	4.25	22084	24	20	13.6
21001	41	39	11	21752	15	43	1.6	22085	9	39-1	23.8
21018	9	33	1.5	21752	16	20	1.6	22087	9	39-2	24.1
21018	15	14	1.5	21752	27	17	1.6	22089	9	39-3	24.5
21018	16	24	1.5	21754	24	15	1.6	22091	9	39-4	24.9
21021	3	24	70	21754	25	37	1.6	22115	43	5-1	13.6
21114	16	3-2	17.3	21756	27	16	1.8	22119	15	31	13.6
21117	8	29	2.9	21757	27	12	5	22119	24	34	13.6
21124	7	26	13.4	21800	6	49-1	26	22120	15	28-1	24
21136	7	30	2.3	21801	6	49-2	26.5	22122	15	28-2	24.3
21328	44	44	1000	21802	28	50-1	24	22131	16	7-1	25.9
21380	13	18	60	21803	28	50-2	24.5	22133	16	7-2	26.3
21381	13	21	44	21812	6	49-3	26.3	22135	16	7-3	28
21382	13	44	0.6	21813	6	49-4	26.5	22156	9	47	0.9
21450	38	19	5.5	21814	28	50-3	24.3	22156	15	34	0.9
21451	38	18	62	21815	28	50-4	24.5	22156	23	9	0.9
21456	38	20	20	21820	24	31	27	22156	24	24	0.9
21457	38	22	20	21820	25	36	27	22156	25	29	0.9
21484	33	23	7	21846	13	12-1	16.5	22156	42	9	0.9
21484	36	24	7	21847	13	12-2	16.5	22156	43	9-1	0.9
21539	30	7	3	21848	13	9	7.5	22158	25	24	11.5
21539	38	33	3	21849	20	1	12.5	22159	25	20	26
21551	13	38	6.2	21850	20	2	16	22163	20	6	2
21552	13	39	7	21855	4	22	0.6	22167	20	14	25
21553	13	36	37.5	21856	4	23	0.6	22175	24	16	25.2
21576	16	11	15	21862	10	22	52	22177	24	33	24.9
21675	28	33	3	21863	10	15	100	22181	9	3	7.5
21700	10	30	1.6	21865	24	21	2.5	22188	7	24	12
21701	11	17	5	21867	25	25	2.3	22194	7	23	28
21703	11	14	34.6	21870	24	35	2.3	22195	8	26	6.25
21704	10	23	25	21871	9	49-1	1.9	22196	8	24	51
21704	26	23	25	21871	15	21-1	1.9	22197	9	4	4.5
21705	10	31	1.2	21872	9	49-2	2.2	22198	15	1	4
21708	11	34	35.8	21872	15	21-2	2.2	22199	26	8	11.7
21709	4	51	3	21872	23	6	2.2	22215	4	16	3
21710	5	12	25.5	21872	42	6-1	2.2	22218	27	1-2	34.8
21713	4	43	42.7	21872	43	11-1	2.2	22220	27	15-1	25.5
21714	4	44	0.6	21873	9	49-3	2.6	22222	27	13	16.5
21717	11	19	3.6	21873	16	12-1	2.6	22223	27	14	7.7
21720	4	42	1.8	21873	17	5	2.6	22224	27	8-1	1.8
21721	5	31	27	21873	23	20	2.6	22225	27	2	6.4
21722	6	5	42.7	21873	43	11-2	2.6	22226	27	4	5
21724	6	11	0.5	21874	9	49-4	3	22227	27	6	9.5
21725	1	7	57	21874	16	12-2	3	22228	27	7	8.2
21726	4	41	1.1	21874	42	6-2	3	22229	27	10	0.4
21727	1	1	390	21875	16	12-3	3.8	22230	27	1-1	34.2



# INDEX

Parts No.	Page No.	Ref. No.	Weight (g)	Parts No.	Page No.	Ref. No.	Weight (g)	Parts No.	Page No.	Ref. No.	Weight (g)
22234	26	6	4.3	22511	43	24	--	22760	2	14	18.3
22235	27	15-2	28.4	22513	43	25	--	22763	2	30	79
22237	27	8-2	2.4	22550	26	3	41.7	22764	2	24	2
22248	25	15	15.8	22551	26	1	30	22765	2	28	4.4
22249	25	17	5.6	22554	26	16	--	22766	2	22	2
22252	9	34	34.4	22559	26	11	0.6	22768	2	48	5.4
22253	15	16	33	22562	26	14	30	22769	4	50	2.4
22253	16	26	33	22566	26	22	8	22773	7	1	--
22255	9	31	22	22567	26	15	100	22774	7	2	43
22255	15	12	22	22569	26	2	2.8	22776	7	6	8.6
22255	16	22	22	22574	27	18	16.5	22777	7	5	0.8
22256	9	6	7	22577	27	22	4.9	22778	15	2	3.8
22257	9	9	2.2	22578	27	20	0.82	22779	26	9	10.5
22259	2	27	1	22579	26	13	320	22796	43	1-1	24.1
22260	2	32	4	22580	5	7	460	22799	43	1-2	25.9
22261	2	25	0.5	22581	12	18	108	22802	43	14-1	--
22267	9	30	58	22584	6	41	17.7	22803	43	14-2	--
22268	15	11	56.6	22587	12	5	41.7	22808	43	5-2	--
22268	16	21	56.6	22588	12	4	43	22830	6	45	4.2
22370	2	17	1	22589	43	36-1	3.6	22831	16	1	4.4
22371	2	34	0.55	22590	43	36-2	3.6	22831	20	15	4.4
22392	38	16	60	22591	5	1	166	22831	23	16	4.4
22404	38	13	50	22593	26	5	2.2	22835	3	34	20
22410	34	22	34	22598	43	16-1	--	22836	42	45	10.3
22410	37	23	34	22599	43	16-2	--	22837	42	47	--
22420	42	17	15	22610	43	35	26.5	22839	8	19	18.5
22421	42	21	8.3	22616	6	33	0.17	22844	11	1	50
22422	42	27	7.6	22617	28	53	24	22845	6	30	86
22423	42	25	1.25	22620	43	26	--	22852	12	25	6
22424	42	19	12	22621	43	27	--	22853	10	27	--
22425	42	18	10	22652	33	9	75.2	22854	26	27	--
22426	42	15	5.5	22652	36	11	75.2	22873	42	4-1	--
22430	42	30	56	22653	33	2	205	22874	42	4-2	--
22431	42	33	11.6	22655	31	40	--	22875	42	4-3	--
22432	42	31	7.5	22655	32	40	--	22880	42	14	--
22433	42	38	11	22655	40	40	--	22891	15	41	7.8
22434	42	36	19.1	22655	41	40	--	22891	24	38	7.8
22435	42	41	0.45	22687	33	4	30	22892	15	42	2
22436	42	42	0.7	22687	36	6	30	22892	24	39	2
22437	42	39	0.56	22689	32	1	--	22893	15	40-1	26
22498	15	26	0.3	22690	31	1	--	22894	15	40-2	26.1
22498	16	34	0.3	22710	17	14	26.2	22895	28	52-1	24
22498	17	10	0.3	22711	17	16	8.3	22896	28	52-2	24.1
22498	43	21	0.3	22712	17	6	1.7	22899	24	37	26.5
22499	15	24	0.02	22713	17	2	6	22906	42	1-1	--
22499	16	32	0.02	22714	17	9	0.9	22909	42	1-2	--
22499	17	8	0.02	22715	17	12	4.7	22913	42	1-3	--
22499	43	19	0.02	22716	17	4	15	22927	23	5	--
22501	15	18	5.5	22717	17	1	27	22928	23	1	35
22501	43	15-1	5.5	22720	17	13	11.5	22947	18	14	3.3
22503	15	20	11.5	22721	17	17	17.7	22947	21	14	3.3
22504	15	17	75	22746	2	50	121	22957	22	10	33
22506	16	29	15	22749	15	10	120	22960	18	2	57
22507	16	27	75	22758	2	42	35	22960	21	2	57
22510	43	23	--	22759	15	8	2.3	22961	18	24	35.5



**INDEX**

Parts No.	Page No.	Ref. No.	Weight (g)	Parts No.	Page No.	Ref. No.	Weight (g)	Parts No.	Page No.	Ref. No.	Weight (g)
22961	21	24	35.5	23189	32	18	25	23408	38	7	--
22962	18	22	15.4	23189	40	18	25	23410	37	1	--
22962	21	22	15.4	23189	41	18	25	23412	38	2	1
22963	18	18	79	23190	31	29	26	23413	40	1	--
22963	21	18	79	23190	32	29	26	23417	37	11	5.2
22964	18	12	30	23190	40	29	26	23419	35	1-1	--
22964	21	12	30	23190	41	29	26	23419	39	1-1	--
22966	18	21	0.5	23191	29	3	18	23420	35	1-2	25
22966	21	21	0.5	23191	40	44	18	23420	39	1-2	25
22967	18	11	28.5	23191	41	43	18	23421	35	1-3	25
22967	21	11	28.5	23193	2	12	17.5	23421	39	1-3	25
22968	18	8	16.5	23220	34	14	0.1	23422	35	1-4	25
22968	21	8	16.5	23220	37	14	0.1	23422	39	1-4	25
22970	19	3	21.6	23226	23	19	--	23423	35	2-1	25
22970	22	1	21.6	23227	23	17	38	23423	39	2-1	25
22971	18	7	2	23295	23	23	23	23424	35	2-2	25
22971	21	7	2	23296	23	14	23	23424	39	2-2	25
22972	18	17	15	23297	23	24	17	23425	35	2-3	25
22972	21	17	15	23298	23	15	18	23425	39	2-3	25
22974	22	6	--	23333	7	16	2	23426	35	3-1	25
22976	22	8	9.5	23334	24	40	2	23426	39	3-1	25
22977	22	19	9.4	23335	19	8	2	23427	35	3-2	25
22981	18	19	20	23361	34	13	32	23427	39	3-2	25
22981	21	19	20	23361	37	13	32	23428	35	5	25
22982	19	41	20	23364	34	6	94	23428	39	5	25
22982	22	41	20	23367	34	4	12	23429	35	6	25
22987	18	1	--	23367	37	4	12	23429	39	6	25
22987	21	1	--	23368	34	9	1	23430	35	7-1	25
				23368	37	9	1	23430	39	7-1	25
23100	20	3	22	23369	34	8	1.2	23431	35	7-2	28
23102	20	19	25.8	23369	37	8	1.2	23431	39	7-2	28
23104	20	13	20	23370	34	15	2.2	23432	35	4	25
23106	20	21	24.6	23370	37	15	2.2	23432	39	4	25
23108	19	1	--	23371	34	11	2	23448	41	1	--
23175	29	19	2.5	23372	34	18	2	23453	33	15	--
23175	38	3	2.5	23372	37	18	2	23453	36	16	--
23179	30	1	16.6	23373	34	19	12.5	23456	37	19	--
23179	38	34	16.6	23373	37	20	12.5	23457	33	1-2	--
23185	31	10	282	23374	34	2	18	23459	8	27	46
23185	32	10	282	23374	37	2	18	23460	6	34	--
23185	40	10	282	23375	33	20	175	23461	6	29	--
23185	41	10	282	23375	36	21	175	23465	8	15	8
23186	31	26	6	23380	36	1	--	23466	4	17	5
23186	32	26	6	23381	33	7	--	23467	24	2	5
23186	40	26	6	23382	37	31	22	23467	25	2	5
23186	41	26	6	23390	33	1-1	--	23468	10	37	0.2
23187	31	23	4	23393	38	8	--	23470	10	10	50
23187	32	23	4	23395	34	37	24	23473	13	26	5
23187	40	23	4	23395	38	30	24	23495	29	20	343
23187	41	23	4	23397	37	26	--				
23188	31	13	6.8	23399	34	16	0.8	24040	2	1	78
23188	32	13	6.8	23399	37	16	0.8	24073	3	16	16
23188	40	13	6.8	23400	34	1	--	24074	2	3	587
23188	41	13	6.8	23404	37	6	--	24075	2	6	7
23189	31	18	25	23406	34	33	390	24076	2	10	0.5



# INDEX

Parts No.	Page No.	Ref. No.	Weight (g)	Parts No.	Page No.	Ref. No.	Weight (g)	Parts No.	Page No.	Ref. No.	Weight (g)
24080	9	13	10	30255	40	41	2.7	33593	28	41	0.1
24091	3	4	--	30255	41	33	2.7	33606	11	27	31
24092	3	3	0.5	30291	5	42	1	33738	25	19	0.09
24093	3	1	36	30745	14	3	0.7	33806	31	2	2
24119	12	36	--	30748	14	4	0.7	33806	32	2	2
24120	12	33	--					33806	40	2	2
24121	12	32	--	31111	4	7	5	33806	41	2	2
24122	12	46	--	31111	24	8	5	33807	31	5	3
24166	14	17	0.1	31111	25	8	5	33807	32	5	3
24167	14	18	2	31111	31	7	5	33807	40	5	3
24169	11	22	2.6	31111	32	7	5	33807	41	5	3
24183	12	28	17	31111	40	7	5	33890	4	2	1.2
24184	12	30	1	31111	41	7	5	33890	24	4	1.2
24186	1	2	0.1	31788	14	36	--	33890	25	4	1.2
24187	1	15	0.25	31789	14	34	--	33890	31	3	1.2
24191	10	1	--	31809	14	32	0.5	33890	32	3	1.2
24193	10	6	10					33890	40	3	1.2
24194	10	3	5	32421	44	56	0.1	33890	41	3	1.2
24195	10	7	5	32604	6	53	0.9	33899	5	4	8
24301	29	21	1	32612	2	7	0.25	33925	28	1	425
24303	29	1	570	32646	6	8	12	33928	28	2	--
24460	19	12	235	32646	8	8	12	33931	28	6	7.7
24461	19	9	--	32646	12	1	12	33932	28	20	15
24462	19	29	--	32684	5	24	1	33932	38	14	15
24462	22	29	--	32812	10	36	0.01	33933	28	23	87
24463	19	17	--	32867	13	5	4.7	33934	28	18	64
24463	22	17	--	32919	8	31	1	33935	28	15	11
24464	19	30	--	32921	6	3	7	33936	28	14	15
24464	22	30	--	32921	8	3	7	33937	28	13	5
24465	19	33	--	32971	31	22	2	33938	28	11	7
24465	22	33	--	32971	32	22	2	33939	28	21	12
24466	19	31	--	32971	40	22	2	33939	38	15	12
24466	22	31	--	32971	41	22	2	33940	28	5	13
24470	22	12	--					33941	28	19	43
24471	22	7	--	33024	3	33	0.1	33942	28	22	355
24482	10	14	--	33026	36	27	74	33949	28	7	4.6
24483	10	13	2.1	33071	11	31	14	33950	28	9	3
				33081	2	52	0.6	33951	28	8	0.1
25037	5	35	1	33098	12	12	2	33953	28	10	156
25046	11	35	5	33099	12	16	3.6				
				33115	13	17	8	34118	11	11	1.8
26044	8	1	35	33118	12	40	24	34293	9	32	0.06
26063	8	5	--	33131	3	31	1.1	34293	15	13	0.06
26263	26	4	--	33141	13	6	11	34293	16	23	0.06
26312	33	16	--	33206	33	26	3	34294	9	7	0.35
26312	36	17	--	33251	13	1	32	34505	1	11	4
				33252	13	3	2.6	34510	1	16	0.8
30080	44	31	--	33394	19	36	15.5	34637	1	5	12
30228	1	24	9	33394	22	36	15.5	34979	18	3	1.5
30228	12	37	9	33397	19	14	1.3	34979	21	3	1.5
30255	4	4	2.7	33397	22	14	1.3				
30255	24	5	2.7	33398	19	19	1.06	35298	33	22	17.5
30255	25	5	2.7	33575	28	29	2	35298	36	23	17.5
30255	31	41	2.7	33581	28	45	3	35719	34	28	1.8
30255	32	33	2.7	33588	28	30	1.1	35719	37	33	1.8

INDEX

Parts No.	Page No.	Ref. No.	Weight (g)	Parts No.	Page No.	Ref. No.	Weight (g)	Parts No.	Page No.	Ref. No.	Weight (g)
35722	34	32	--								
35722	37	37	--								
36133	29	6	1								
36133	36	9	1								
36853	31	9	6								
36853	32	9	6								
36853	40	9	6								
36853	41	9	6								
36907	43	29	--								
36908	43	31	--								
36909	43	34	--								
37668	14	35	4.25								
37912	43	33	--								
77322	13	23	9								
77366	1	27	2.4								
77432	10	29	0.3								
80503	14	5	0.2								
80504	42	26	0.2								
93864	7	27	0.05								
94491	29	13	0.2								
94491	34	20	0.2								
94491	37	21	0.2								
94491	38	10	0.2								
95134	5	41	11.5								
99030	44	17	11.5								
99031	44	18	--								
99048	44	1-2	--								
99056	44	1-1	--								
99057	44	2	--								
99058	44	3	--								
99059	44	4	--								
99060	44	5	--								
99061	44	8	--								
99062	44	11	--								
99063	44	14	--								
99064	44	19	--								
99065	44	21	--								
99066	44	22	--								
99067	44	24	--								
99068	44	25	--								
99069	44	26	--								
99070	44	29	--								
99071	44	30	--								



